



**AGENDA**  
**GREER CITY COUNCIL**

March 22, 2022

**MEETING LOCATION:** Greer City Hall, 301 East Poinsett Street, Greer SC 29651

**6:30 PM**

**COUNCIL REGULAR MEETING**

**Call to Order**

Mayor Rick Danner

**Invocation and Pledge of Allegiance**

Councilmember Judy Albert

**Public Forum**

**Minutes of Council Meeting**

1. March 8, 2022 Public Hearing 2020 Redistricting Benchmark Report  
(Action Required)
2. March 8, 2022  
(Action Required)

**Special Recognition**

1. Proclamation - Bleeding Disorders Awareness
2. City of Greer Employees

**Departmental Reports**

1. Building and Development Standards Activity Report - February 2022
2. Engineering Activity Report - February 2022
3. Financial Activity Report - February 2022  
[Link to Detail Financial Reports](#)

4. Fire Department Activity Report - February 2022
5. Municipal Court Activity Report - February 2022
6. Parks, Recreation and Tourism Activity Report - February 2022
7. Police Department Activity Report - February 2022
8. Public Services Activity Report - February 2022
9. Website Activity Report - February 2022

### **Petitioner**

1. Margie Gude

Ms. Gude has safety concerns pertaining to the intersection of Memorial Drive and Tryon Street.

### **Administrator's Report**

Andy Merriman, City Administrator

### **New Business**

1. First and Final Reading of Resolution Number 4-2022

A RESOLUTION ELECTING THE STANDARD ALLOWANCE FOR LOST REVENUES UNDER THE AMERICAN RESCUE PLAN (Action Required)

Andy Merriman, City Administrator

2. First and Final Reading of Resolution Number 5-2022

ALLOCATION OF GREENVILLE COUNTY CDBG AND HOME FUNDS FOR PROGRAM YEAR 2022 (Action Required)

Andy Merriman, City Administrator

### **Executive Session**

Council may take action on matters discussed in executive session.

### **Adjournment**

**Anyone who requires an auxiliary aid or service for effective communication or a modification of policies or procedures to participate in a program, service, activity or public meeting of the City of Greer should contact Ruthie Helms, ADA Coordinator at (864) 848-5397 as soon as possible, but no later than 48 hours prior to the scheduled event.**

Category Number:  
Item Number:



**AGENDA**  
**GREER CITY COUNCIL**  
3/22/2022

**Councilmember Judy Albert**

**ATTACHMENTS:**

Description	Upload Date	Type
▯ Invocation Schedule	3/7/2022	Backup Material



**Greer City Council  
2022 Invocation Schedule**

January 11, 2022	Councilmember Jay Arrowood
January 25, 2022	Councilmember Karuiam Booker
February 8, 2022	Councilmember Mark Hopper
February 22, 2022	Councilmember Lee Dumas
March 8, 2022	Councilmember Wryley Bettis
March 22, 2022	Councilmember Judy Albert
April 12, 2022	Mayor Rick Danner
April 26, 2022	Councilmember Jay Arrowood
May 10, 2022	Councilmember Karuiam Booker
May 24, 2022	Councilmember Mark Hopper
June 14, 2022	Councilmember Lee Dumas
June 28, 2022	Councilmember Wryley Bettis
July 12, 2022	Councilmember Judy Albert
July 26, 2022	Mayor Rick Danner
August 9, 2022	Councilmember Jay Arrowood
August 23, 2022	Councilmember Karuiam Booker
September 13, 2022	Councilmember Mark Hopper
September 27, 2022	Councilmember Lee Dumas
October 11, 2022	Councilmember Wryley Bettis
October 25, 2022	Councilmember Judy Albert
November 8, 2022	Mayor Rick Danner
November 22, 2022	Councilmember Jay Arrowood
December 13, 2022	Councilmember Karuiam Booker



Category Number:  
Item Number: 1.



**AGENDA**  
**GREER CITY COUNCIL**  
**3/22/2022**

**March 8, 2022 Public Hearing 2020 Redistricting Benchmark Report**

**Summary:**

(Action Required)

**ATTACHMENTS:**

Description	Upload Date	Type
☐ March 8, 2022 - Public Hearing 2020 Redistricting Benchmark Report	3/17/2022	Backup Material

# **CITY OF GREER, SOUTH CAROLINA**

## **MINUTES of the PUBLIC HEARING of GREER CITY COUNCIL March 8, 2022**

**Meeting Location: Greer City Hall, 301 East Poinsett Street, Greer, SC 29651**

### **Call to Order of the Public Hearing**

Mayor Rick Danner – 5:33 P.M.

The following members of Council were in attendance: Jay Arrowood, Karuam Booker, Wryley Bettis and Judy Albert.

Councilmembers Mark Hopper and Lee Dumas were absent.

Others present: Andy Merriman, City Administrator, Mike Sell, Deputy City Administrator, Tammela Duncan, Municipal Clerk, and Steve Owens, Communications Manager.

### **Subject: South Carolina Revenue and Fiscal Affairs 2020 Redistricting Benchmark Report**

Presented by Frank Rainwater, Executive Director and Kathryn Kelley. (Attachment)

Discussion was held.

**Adjourn** – 6:29 P.M.

---

Tammela Duncan, Municipal Clerk

---

Richard W. Danner, Mayor

Notifications: Agenda posted in City Hall and email notifications sent to The Greenville News, The Greer Citizen, GreerToday.com and the Spartanburg Herald Journal Friday, March 4, 2022.

Category Number:  
Item Number: 2.



**AGENDA**  
**GREER CITY COUNCIL**  
**3/22/2022**

**March 8, 2022**

**Summary:**

(Action Required)

**ATTACHMENTS:**

Description	Upload Date	Type
☐ March 8, 2022 Council Meeting Minutes	3/17/2022	Backup Material

## **CITY OF GREER, SOUTH CAROLINA**

### **MINUTES of the PUBLIC HEARING of GREER CITY COUNCIL March 8, 2022**

**Meeting Location: Greer City Hall, 301 East Poinsett Street, Greer, SC 29651**

#### **Call to Order of the Public Hearing**

Mayor Rick Danner – 6:42 P.M.

The following members of Council were in attendance: Jay Arrowood, Karuam Booker, Lee Dumas, Wryley Bettis and Judy Albert.

Councilmember Mark Hopper was absent.

Others present: Andy Merriman, City Administrator, Mike Sell, Deputy City Administrator, Tammela Duncan, Municipal Clerk and various other staff and media.

#### **Subject: NOTICE OF PUBLIC HEARING FOR GREENVILLE COUNTY PROGRAM YEAR 2022 ANNUAL ACTION PLAN / CITY OF GREER**

Presented by Imma Nwobodu, Program Director

Mayor Danner asked three (3) times if anyone would like to speak and no one indicated an interest in speaking during the Public Hearing.

Presentation attached.

The Public Hearing adjourned 7:16 P.M.

### **MINUTES of the FORMAL MEETING of GREER CITY COUNCIL March 8, 2022**

**Meeting Location: Greer City Hall, 301 East Poinsett Street, Greer, SC 29651**

#### **Call to Order of the Formal Meeting**

Mayor Rick Danner – 7:16 P.M.

The following members of Council were in attendance: Jay Arrowood, Karuam Booker, Lee Dumas, Wryley Bettis and Judy Albert.

Councilmember Mark Hopper was absent.

Others present: Andy Merriman, City Administrator, Tammela Duncan, Municipal Clerk, Mike Sell, Deputy City Administrator, Steve Owens, Communications Manager and various other staff and media.

**Invocation and Pledge of Allegiance**

Councilman Wryley Bettis

**Public Forum**

No one signed up to speak during Public Forum.

**Minutes of the Council Meeting**

February 22, 2022

**ACTION** – Councilmember Wryley Bettis made a motion that the minutes of February 22, 2022 be received as written. Councilmember Judy Albert seconded the motion.

**VOTE** - Motion carried unanimously.

**SPECIAL RECOGNITION**

**Proclamation** – Greer Community Ministries Meals on Wheels

Mayor Danner presented Krista Gibson and Heather Scott a proclamation for Greer Community Ministries Meals on Wheels program in celebration of their 50 years of providing meals to the homebound and vulnerable adults. He then declared March 2022 as the Greer Community Ministries Meals on Wheels March for Meals Month.

**Andy Merriman, City Administrator presented the following:**

**Conference Room 200** – construction has begun on conference room 200 to convert it to office space for the events staff. We look to have the project completed in the next two weeks.

**Statements of Economic Interest** – are due no later than March 30, 2022. Please complete this form online.

Councilmember Jay Arrowood asked about inflation on food and the effects it is having on hospitality dollars. Mr. Merriman stated he has had a conversation with the CFO David Seifert who stated he has faced some challenges pulling that information but hopes to have some information at the next Council Meeting.

## **Old Business**

### **Second and Final Reading of Ordinance Number 6-2021**

**AN ORDINANCE TO PROVIDE FOR THE ANNEXATION OF PROPERTY OWNED BY GABRIEL WATTS AND ALLEN WATTS LOCATED AT 295 GENOBLE ROAD BY ONE HUNDRED PERCENT PETITION; AND TO ESTABLISH A ZONING CLASSIFICATION OF I-1 (INDUSTRIAL DISTRICT) FOR SAID PROPERTY.**

Ashley Kaade, Senior Planner stated the Planning Commission held a Public Hearing February 21, 2022 and recommended approval.

**ACTION** – Councilmember Karuam Booker made a motion to approve Second and Final Reading of Ordinance Number 52-2021. Councilmember Jay Arrowood seconded the motion.

**VOTE** – Motion carried unanimously.

## **NEW BUSINESS**

### **Bid Summary - Highway 29 and Interstate 85/SC Highway 101 Median Landscape Maintenance**

The City of Greer Public Services Department solicited bids for the Highway 29 and Interstate 85/SC Hwy 101 median landscape maintenance. This solicitation resulted in three [3] contractors submitting bids for the job: Woodruff's Lawn Care [\$18,840/yr], Palmetto Landscape & Lawn Care [\$62,570/yr], Roebuck Wholesale Nursery & Landscaping [\$105,600/yr].

It is my recommendation that we award this bid to Palmetto Landscape & Lawn Care. While they are not the lowest bid, they are the lowest bidder who has the experience and personnel to fulfill the contract obligations.

Travis Durham, Interim Director of Public Services presented the request and recommended Palmetto Landscape & Lawn Care in the amount of \$62,570. Per year.

**ACTION** – Councilmember Wryley Bettis made a motion to approve the request of Palmetto Landscape & Lawn Care in the amount of \$62,570. Per year. Councilmember Judy Albert seconded the motion.

Brief discussion.

**VOTE** – Motion carried unanimously.

**First Reading of Ordinance Number 2-2022**

**AN ORDINANCE TO PROVIDE FOR THE ANNEXATION OF A PORTION OF PROPERTY OWNED BY KATHY P. SMITH AND JAMES ALLEN SMITH III LOCATED AT 812 HARVEY ROAD BY ONE HUNDRED PERCENT PETITION; AND TO ESTABLISH A ZONING CLASSIFICATION OF DRD (DESIGN REVIEW DISTRICT) FOR SAID PROPERTY.**

Ashley Kaade, Senior Planner presented the request.

**ACTION** – Councilmember Karuam Booker made a motion to approve First Reading of Ordinance Number 2-2022. Councilmember Jay Arrowood seconded the motion.

A representative, Colton Miller of the seller and the applicant, Zenith Real Estate was present and spoke.

Discussion was held.

**VOTE** – Motion carried unanimously.

**First Reading of Ordinance Number 3-2022**

**AN ORDINANCE AUTHORIZING THE EXECUTION AND DELIVERY OF A DEVELOPMENT AGREEMENT BY AND BETWEEN THE CITY OF GREER, SOUTH CAROLINA AND HARVEY DEVELOPMENT, LLC, WITH RESPECT TO INFRASTRUCTURE IMPROVEMENTS IN THE CITY OF GREER, AND OTHER MATTERS RELATED THERETO (812 Harvey Rd)**

Ashley Kaade, Senior Planner presented the request.

**ACTION** – Councilmember Wryley Bettis made a motion to approve First Reading of Ordinance Number 3-2022. Councilmember Karuam Booker seconded the motion.

**VOTE** – Motion carried unanimously.

**First Reading of Ordinance Number 11-2022**

**AN ORDINANCE TO PROVIDE FOR THE ANNEXATION OF PROPERTIES OWNED BY DEBORAH A. KRELL TRUST LOCATED ON MAYFIELD ROAD BY ONE HUNDRED PERCENT PETITION; AND TO ESTABLISH A ZONING CLASSIFICATION OF R-10 (SINGLE FAMILY RESIDENTIAL DISTRICT) FOR SAID PROPERTIES.**

Ashley Kaade, Senior Planner presented the request. A representative was present but did not speak.

**ACTION** – Councilmember Wryley Bettis made a motion to approve First Reading of Ordinance Number 11-2022. Councilmember Jay Arrowood seconded the motion.

Discussion held.

**VOTE** – Motion carried unanimously.

**First Reading of Ordinance Number 12-2022**

**AN ORDINANCE AUTHORIZING THE EXECUTION AND DELIVERY OF A DEVELOPMENT AGREEMENT BY AND BETWEEN THE CITY OF GREER, SOUTH CAROLINA AND RP&L, LLC, WITH RESPECT TO INFRASTRUCTURE IMPROVEMENTS IN THE CITY OF GREER, AND OTHER MATTERS RELATED THERETO (Mayfield Rd)**

Ashley Kaade, Senior Planner presented the request.

**ACTION** – Councilmember Wryley Bettis made a motion to approve First Reading of Ordinance Number 12-2022. Councilmember Jay Arrowood seconded the motion.

**VOTE** – Motion carried unanimously.

**First Reading of Ordinance Number 13-2022**

**AN ORDINANCE TO PROVIDE FOR THE ANNEXATION OF PROPERTY OWNED BY CULLUM GSP 081 LP LOCATED AT 1296 WOODS CHAPEL ROAD BY ONE HUNDRED PERCENT PETITION; AND TO ESTABLISH A ZONING CLASSIFICATION OF I-1 (INDUSTRIAL DISTRICT) FOR SAID PROPERTY.**

Ashley Kaade, Senior Planner presented the request. A representative of the owner Reno Deaton, Greer Development Corporation was present but did not speak.

**ACTION** – Councilmember Wryley Bettis made a motion to approve First Reading of Ordinance Number 13-2022. Councilmember Judy Albert seconded the motion.

**VOTE** – Motion carried unanimously.

**First Reading of Ordinance Number 14-2022**

**AN ORDINANCE TO CHANGE THE ZONING CLASSIFICATION OF A PROPERTY AND PORTIONS OF OTHER PROPERTIES OWNED BY 296 AT KIST ROAD, LLC LOCATED ON HIGHWAY 101, KIST ROAD AND HIGHWAY 296 FROM C-3 (HIGHWAY COMMERCIAL DISTRICT) TO RM-2 (RESIDENTIAL MULTI-FAMILY DISTRICT).**

Ashley Kaade, Senior Planner presented the request. She stated the Planning Commission held a Public Hearing February 21, 2022 and recommended approval. A representative Mike Mc Nicolas with Carolina Holdings was present and spoke.



**ACTION** – Councilmember Jay Arrowood made a motion to approve First Reading of Ordinance Number 14-2022. Councilmember Judy Albert seconded the motion.

Brief discussion held.

**VOTE** – Motion carried unanimously.

### **Executive Session**

Mayor Danner stated there were no stated items for Executive Session.

**Adjourn** – 7:56 P.M.

---

Tammela Duncan, Municipal Clerk

---

Richard W. Danner, Mayor

Notifications: Agenda posted in City Hall and email notifications sent to The Greenville News, The Greer Citizen, GreerToday.com and the Spartanburg Herald Journal Friday, March 4, 2022.

Category Number:  
Item Number: 1.



**AGENDA**  
**GREER CITY COUNCIL**  
3/22/2022

**Proclamation - Bleeding Disorders Awareness**

**ATTACHMENTS:**

Description	Upload Date	Type
☐ Proclamation - Bleeding Disorders Awareness	3/7/2022	Backup Material





# PROCLAMATION

*Mayor Danner recognizes*

## Bleeding Disorders Awareness

**WHEREAS**, I, Rick Danner, Mayor of the City of Greer, am proud to commemorate March 2022 as Bleeding Disorders Awareness Month in the state of South Carolina; and

**WHEREAS**, this designation will formalize and expand upon the designation 30 years ago of March 1986 as "Hemophilia Awareness Month" by President Ronald Reagan; and

**WHEREAS**, the federal Department of Health and Human Services designated March 2016 as National Bleeding Disorders Month; and

**WHEREAS**, these bleeding disorders, which share the inability to form a proper blood clot, are characterized by extended bleeding after injury, surgery, trauma or menstruation and can lead to significant morbidity and can be fatal if not treated effectively; and

**WHEREAS**, many individuals with hemophilia became infected with HIV and Hepatitis C in the 1980s due to the contamination of the blood supply and blood products;

**WHEREAS**, this Awareness Month in South Carolina will generate greater awareness and understanding of not only hemophilia but all inheritable bleeding disorders, including von Willebrand disease—which alone impacts an estimated one percent of the U.S. population or more than 3.2 million individuals; and

**WHEREAS**, this Awareness Month will foster a greater sense of community and shared purpose among individuals with all inheritable bleeding disorders; and

**WHEREAS**, this Awareness Month will elevate awareness of and engagement in the inheritable bleeding disorders journey beyond our community to the general public, enabling the prevention of illness, unnecessary procedures, and disability; now

**THEREFORE**, I, do hereby proclaim the month of March 2022, as: Bleeding Disorders Awareness Month in the City of Greer.



In witness whereof I have hereunto set my hand and caused this  
seal to be affixed

A handwritten signature in blue ink, reading 'Rick Danner', written over a horizontal line.

Richard W. Danner  
Mayor

A handwritten signature in blue ink, reading 'Daniela Y. Duncan', written over a horizontal line.

Witness

January 28, 2022

Date



Category Number:  
Item Number: 2.



**AGENDA**  
**GREER CITY COUNCIL**  
3/22/2022

**City of Greer Employees**

**ATTACHMENTS:**

Description	Upload Date	Type
▣ Resolution Number 6-2022	3/17/2022	Resolution

**RESOLUTION NUMBER 6-2022**

**A RESOLUTION RECOGNIZING AND COMMENDING  
CITY OF GREER EMPLOYEES**

**WHEREAS**, the City of Greer endeavors to recognize and reward its dedicated and faithful employees; and

**WHEREAS**, Derrick Davis has served in the Fire Department for 5 years; Sam Dobson has served in the Building and Development Standards Department for 5 years; Hampton Knapp has served in the Police Department for 5 years; Suzanne McKinnon served in the Police Department for 5 years; Scott Merrill has served in the Fire Department for 10 years; Cathy Mayer has served in the Police Department for 15 years; and John Holland has served in the Fire Department for 25 years; and

**WHEREAS**, these employees have served in a distinguished and professional manner;

**NOW, BE IT THEREFORE RESOLVED**, that the City Council of the City of Greer, South Carolina, in a meeting duly assembled, wishes to officially recognize and commend these employees for the distinguished and dedicated service which they have performed; and

**BE IT FURTHER RESOLVED** that the City of Greer hereby rewards these dedicated employees with a certificate of appreciation and an administrative day off with pay approved this 22<sup>nd</sup> day of March 2022.

**CITY OF GREER, SOUTH CAROLINA**

---

Richard W. Danner, Mayor

**ATTEST:**

---

Tammela Duncan, Municipal Clerk

Category Number:  
Item Number: 1.



**AGENDA**  
**GREER CITY COUNCIL**  
**3/22/2022**

**Building and Development Standards Activity Report - February 2022**

**ATTACHMENTS:**

Description	Upload Date	Type
▢ Building and Development Standards Activity Report - February 2022	3/7/2022	Backup Material

# Building and Development Standards

---

MONTHLY REPORT: FEBRUARY 2022

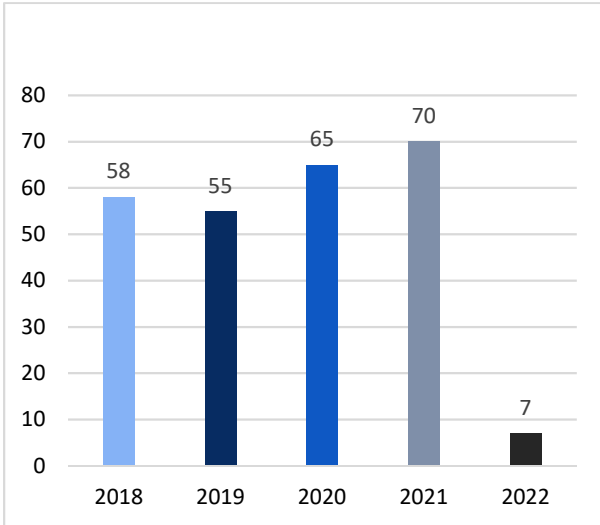


This is the monthly activity report of the Building and Development Standards department. It tracks the activities of: Planning & Zoning, Building Inspections and Code Enforcement, and GIS. More information about our Teams are located on the City of Greer's website at [www.cityofgreer.org](http://www.cityofgreer.org).

## Planning & Zoning

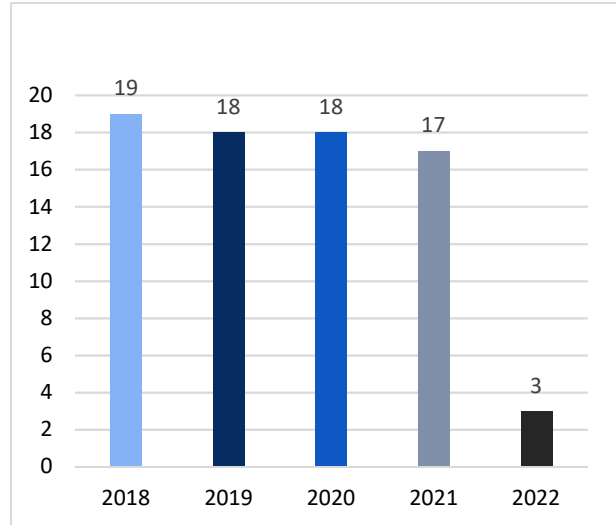
### Planning Commission

The Planning Commission reviewed 7 cases in February.



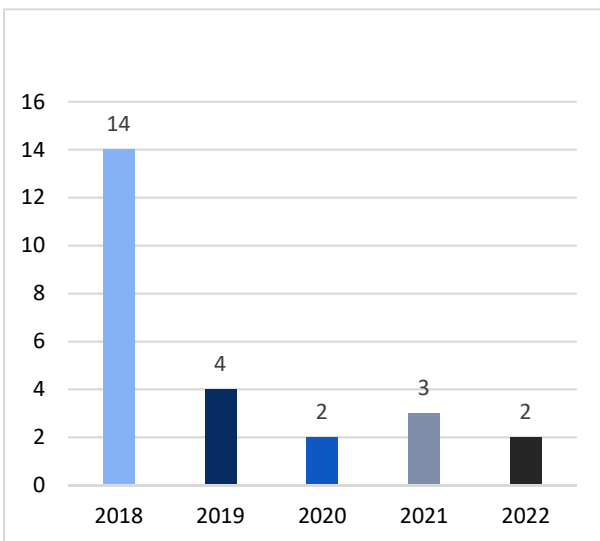
### Board of Zoning Appeals

The Board of Zoning Appeals reviewed 0 cases in February.



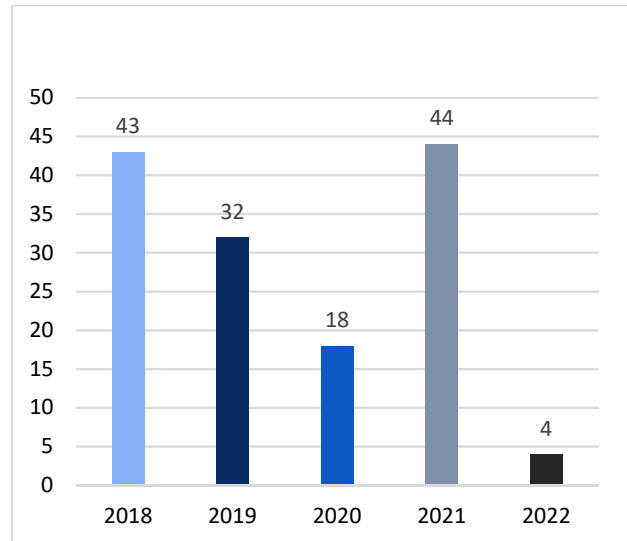
### Board of Architectural Review

The Board of Architectural Review reviewed two cases in February



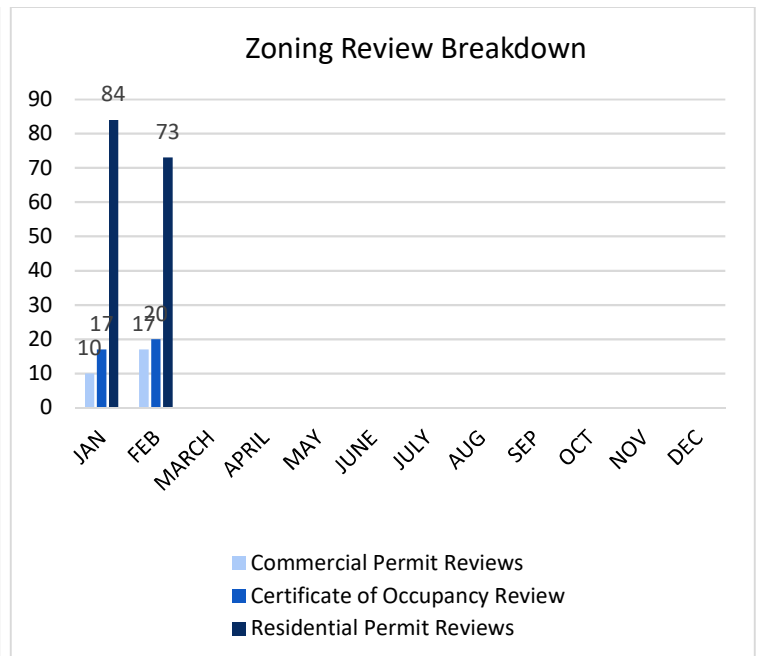
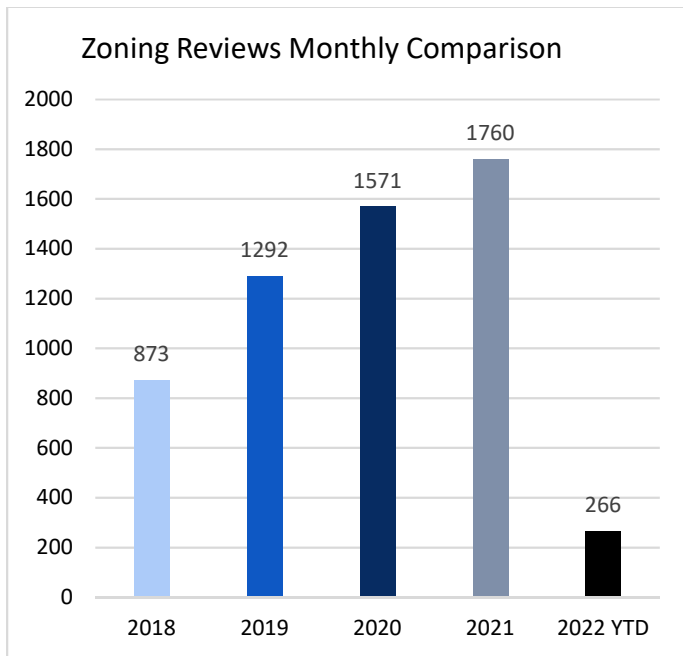
### Planning Advisory Committee

The Planning Advisory Committee reviewed one cases in February.



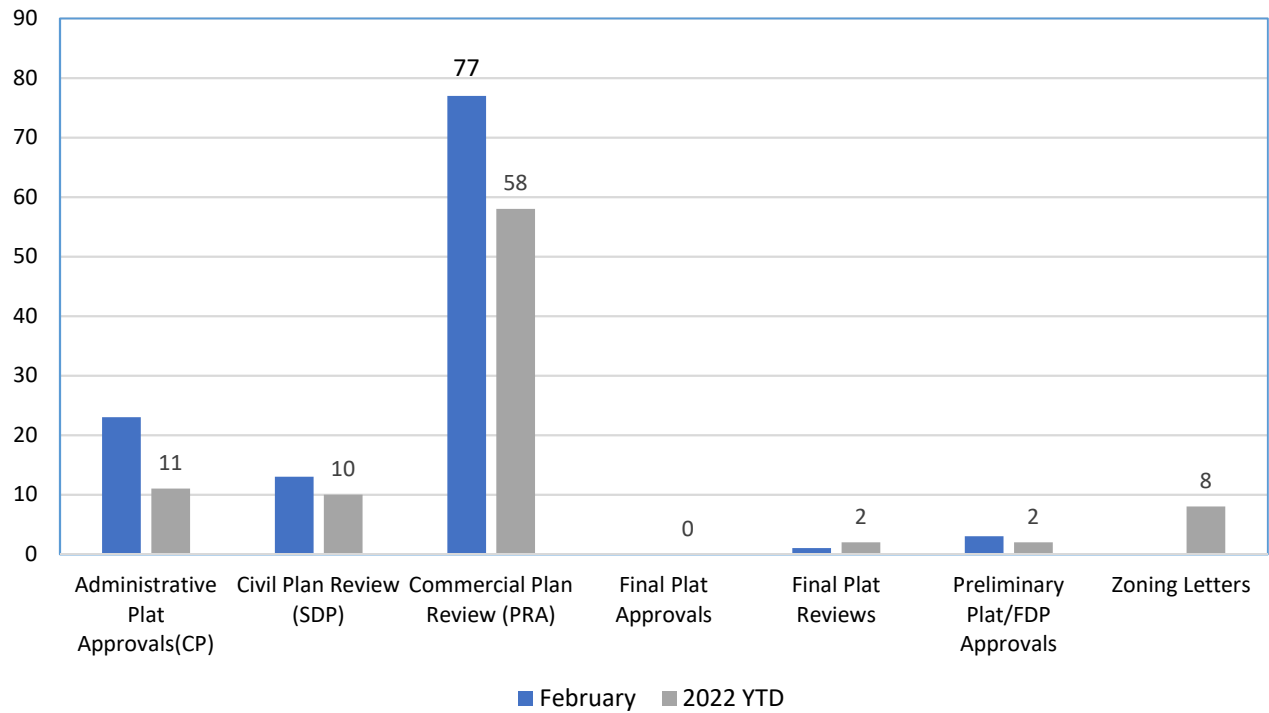
For more information about these cases, please visit the Planning and Zoning webpage at: <http://www.cityofgreer.org> or visit the GIS webpage to see an interactive Development Dashboard.





	JAN	FEB	MARCH	APRIL	MAY	JUNE	JULY	AUG	SEPT	OCT	NOV	DEC
2022 YTD	132	134										
2021 YTD	189	182	193	184	150	127	132	124	112	129	92	146

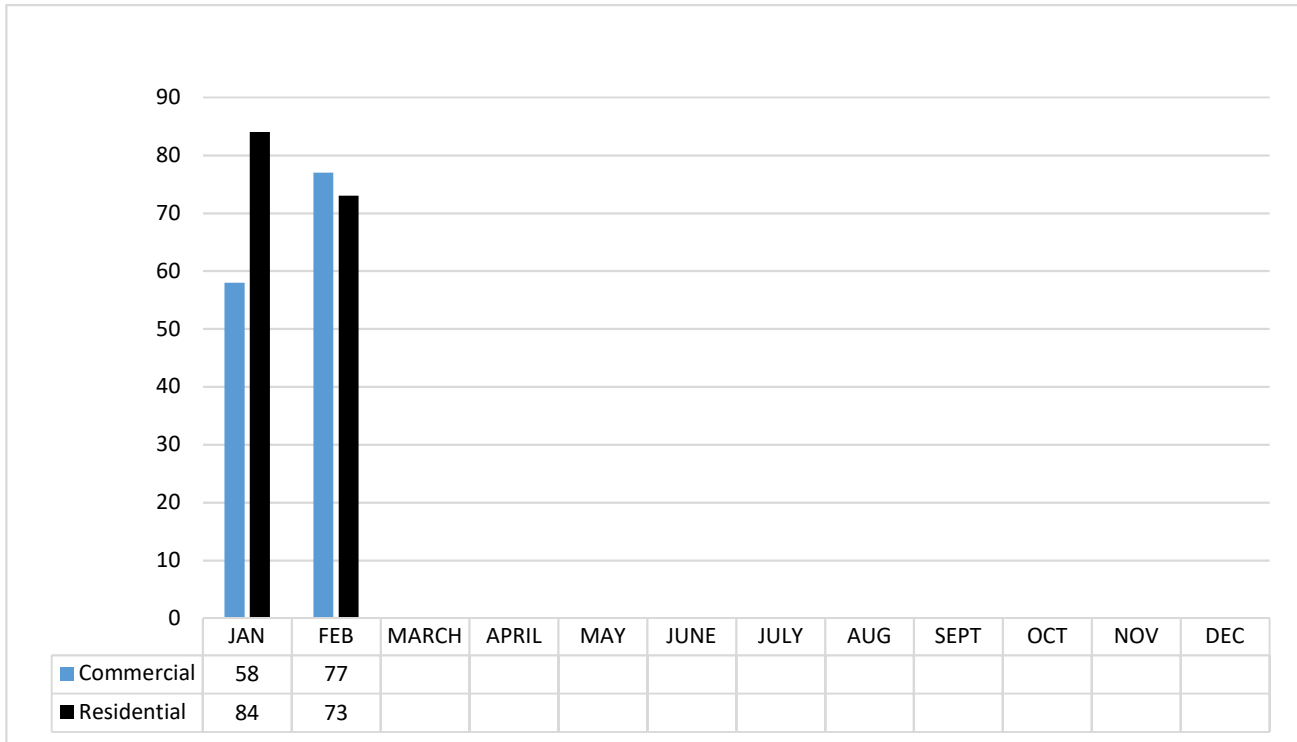
### Other Planning & Zoning Activity



## Building Inspections & Code Enforcement

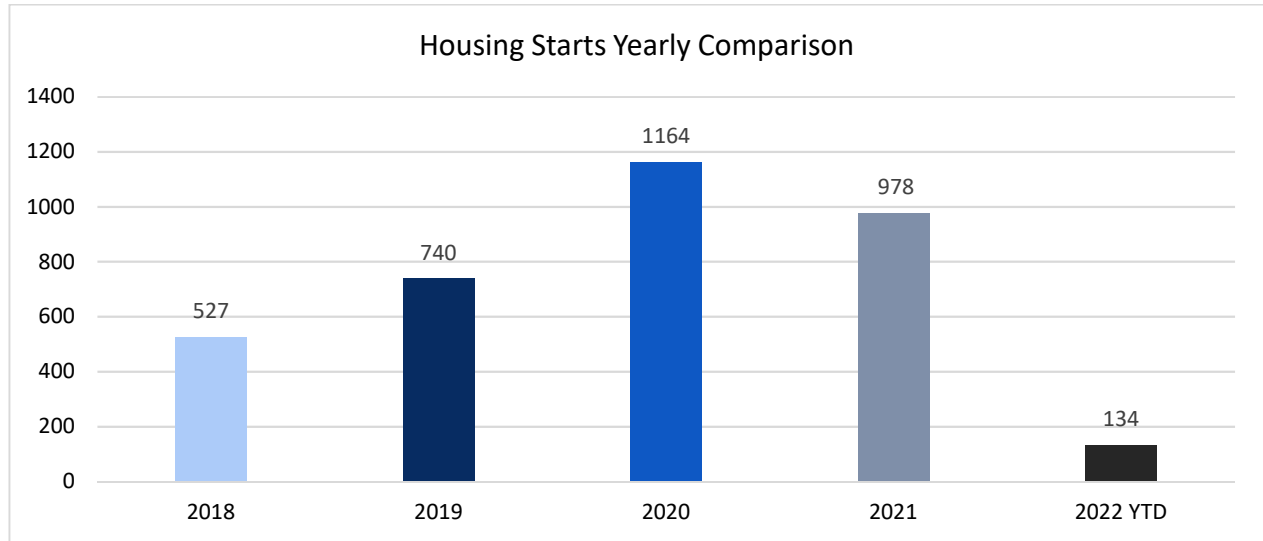
[illegible]

## Plan Reviews



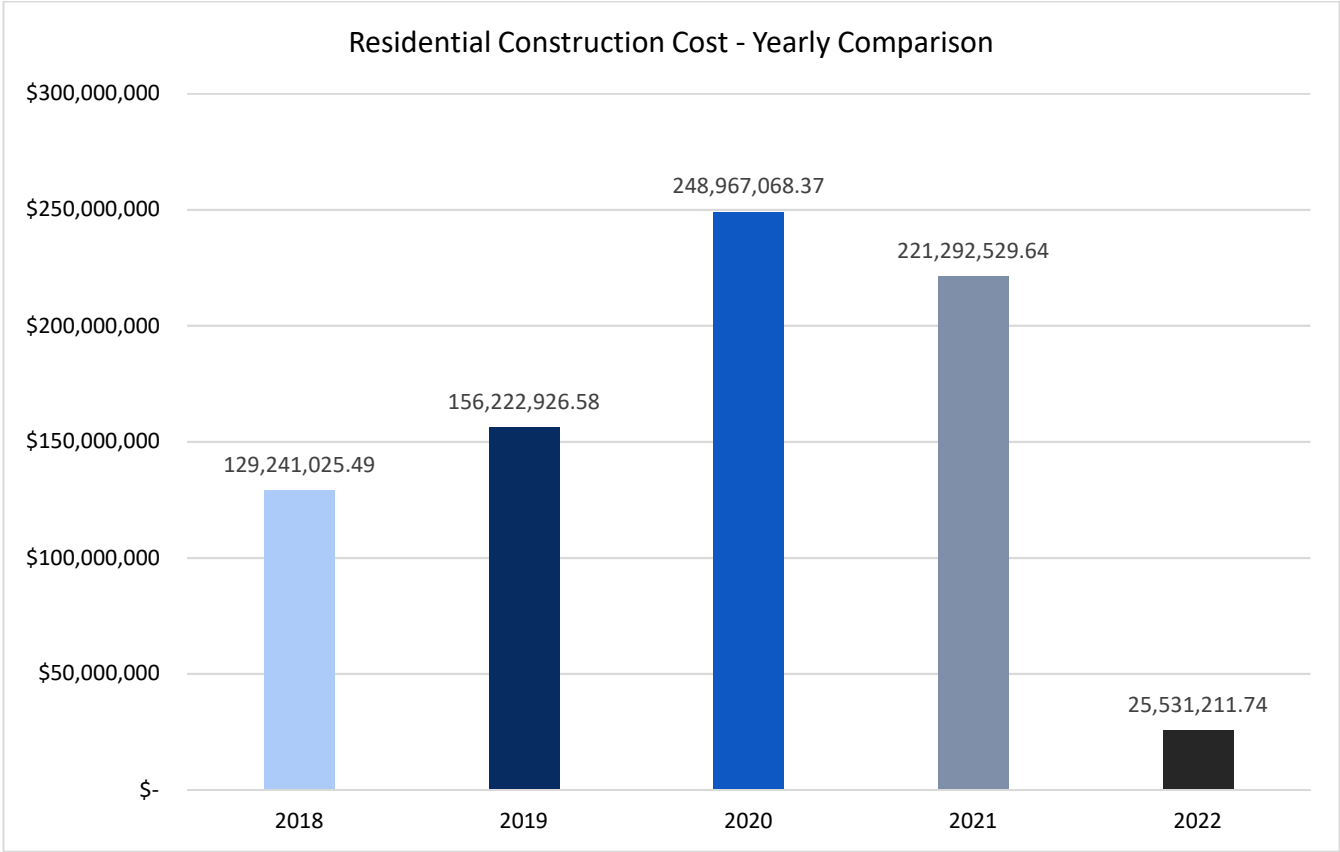
	JAN	FEB	MARCH	APRIL	MAY	JUNE	JULY	AUG	SEPT	OCT	NOV	DEC
<b>2021 Commercial</b>	62	82	71	77	65	94	97	85	67	83	81	71
<b>2021 Residential</b>	170	138	146	142	103	82	85	78	59	59	59	63

## Housing Starts



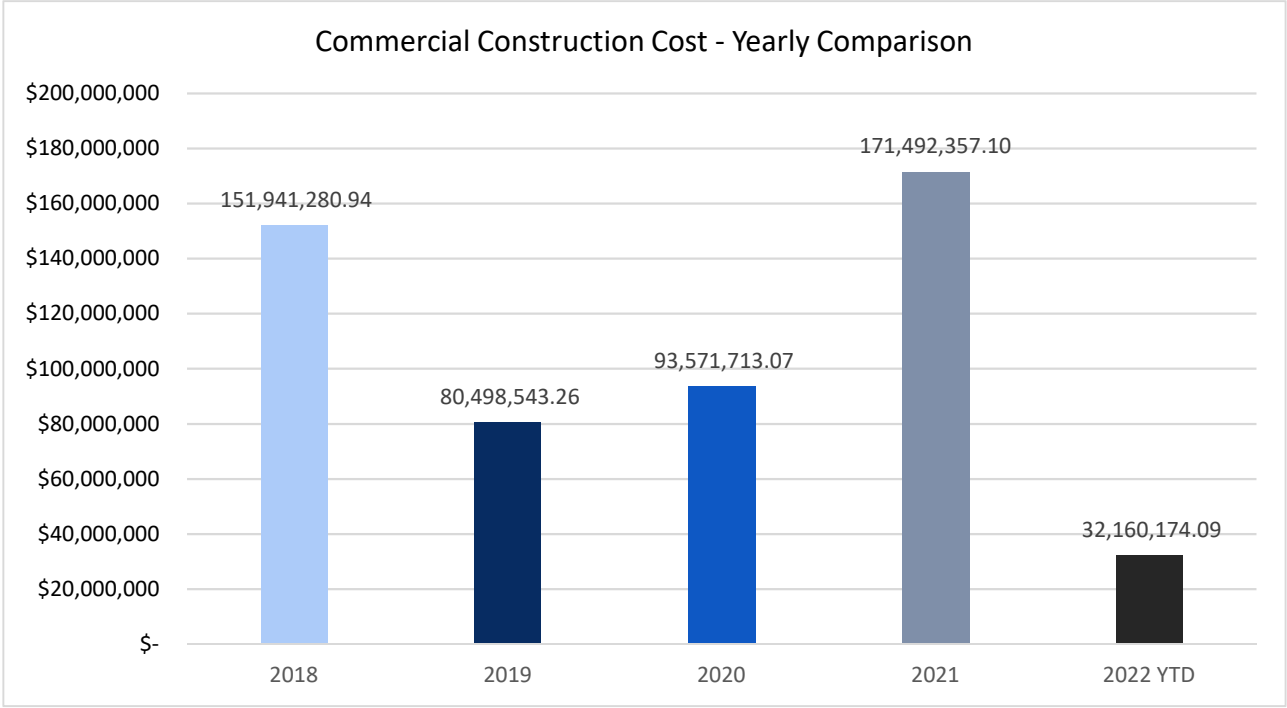
	JAN	FEB	MARCH	APRIL	MAY	JUNE	JULY	AUG	SEPT	OCT	NOV	DEC
2022 YTD	65	69										
2021	140	101	127	126	90	62	78	62	43	56	42	51

Residential Construction Costs



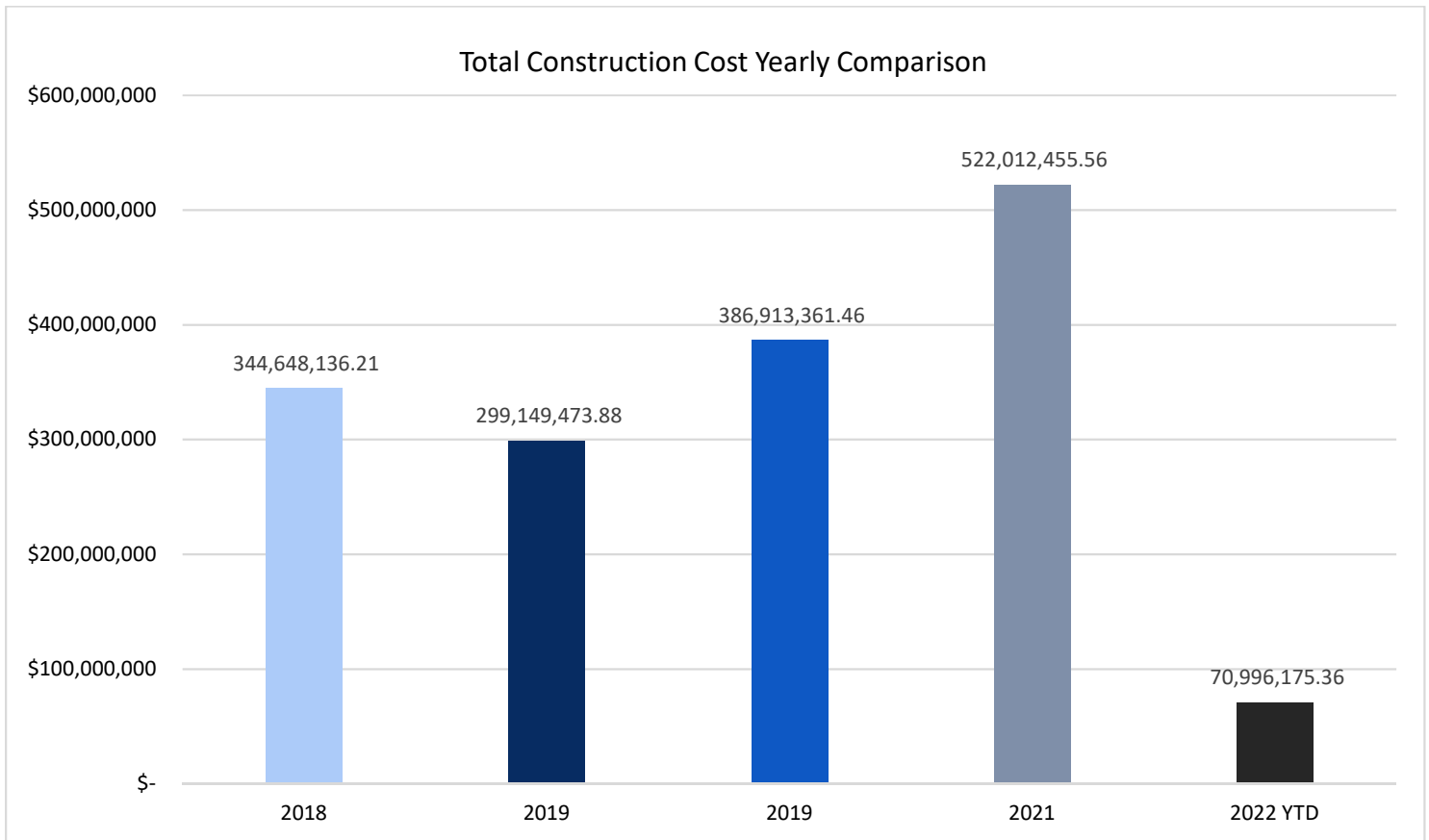
	JAN	FEB	MARCH	APRIL	MAY	JUNE	JULY	AUG	SEPT	OCT	NOV	DEC
2022 YTD	12,735,485	12795726.69										
2021	31,637,356	21,810,627	30,215,278	27,495,504	18,624,096	12,545,961	17,348,925	15,878,581	11,425,966	12,347,788	9,648,133	12,314,315

Commercial Construction Costs



	JAN	FEB	MARCH	APRIL	MAY	JUNE	JULY	AUG	SEPT	OCT	NOV	DEC
2022 YTD	5,638,911	26,521,263										
2021	1,307,516	1,219,216	2,978,259	6,634,117	45,587,951	53,432,180	8,877,042	4,286,534	3,830,858	11,211,982	27,389,333	4,737,370

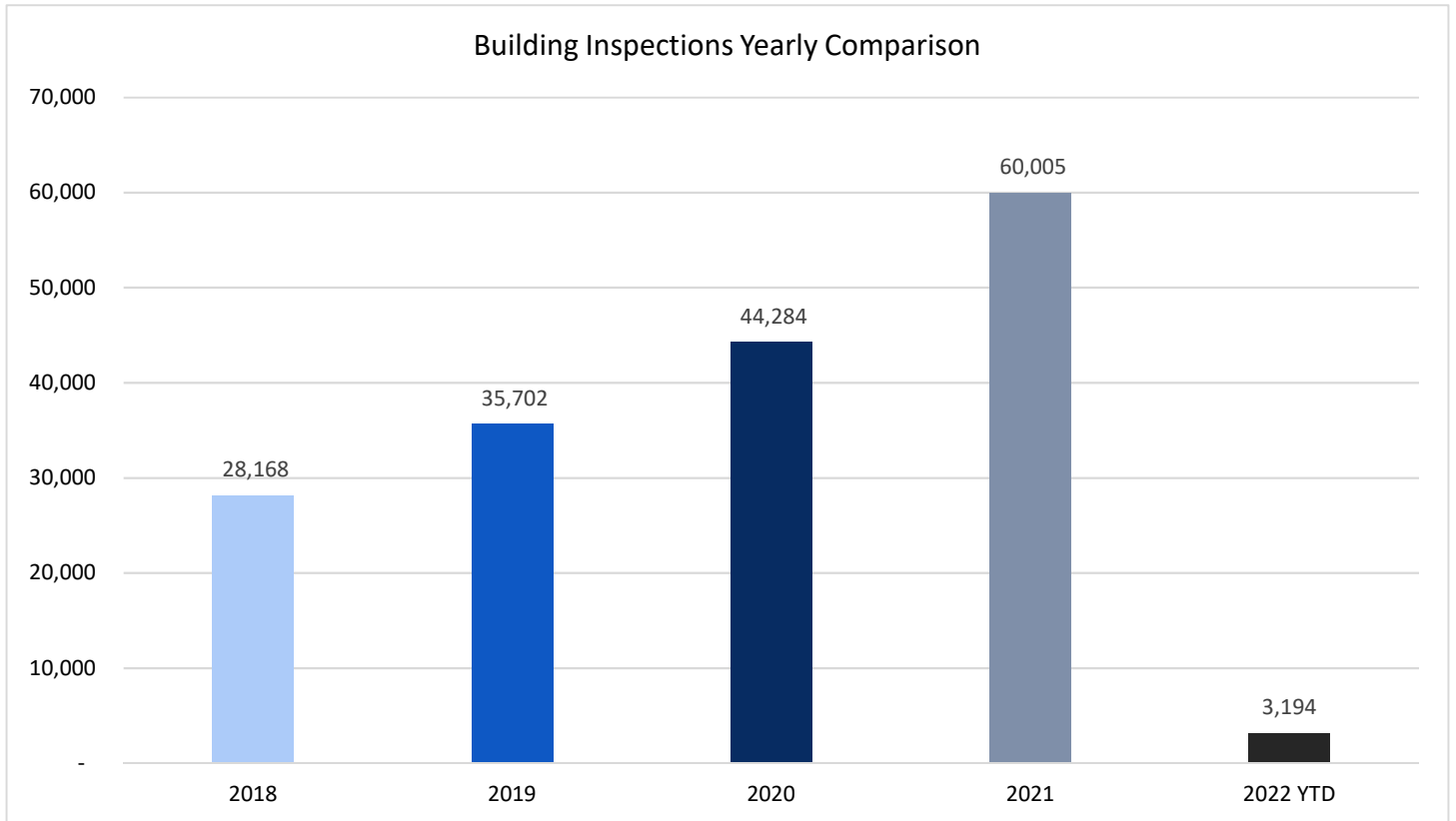
## Total Construction Costs



	JAN	FEB	MARCH	APRIL	MAY	JUNE	JULY	AUG	SEPT	OCT	NOV	DEC
2022 YTD	21,508,538	49,487,638										
2021	42,018,029	34,177,378	50,619,999	40,318,371	77,086,204	77,334,022	36,470,817	26,185,468	20,333,436	39,041,948	50,956,553	27,470,232

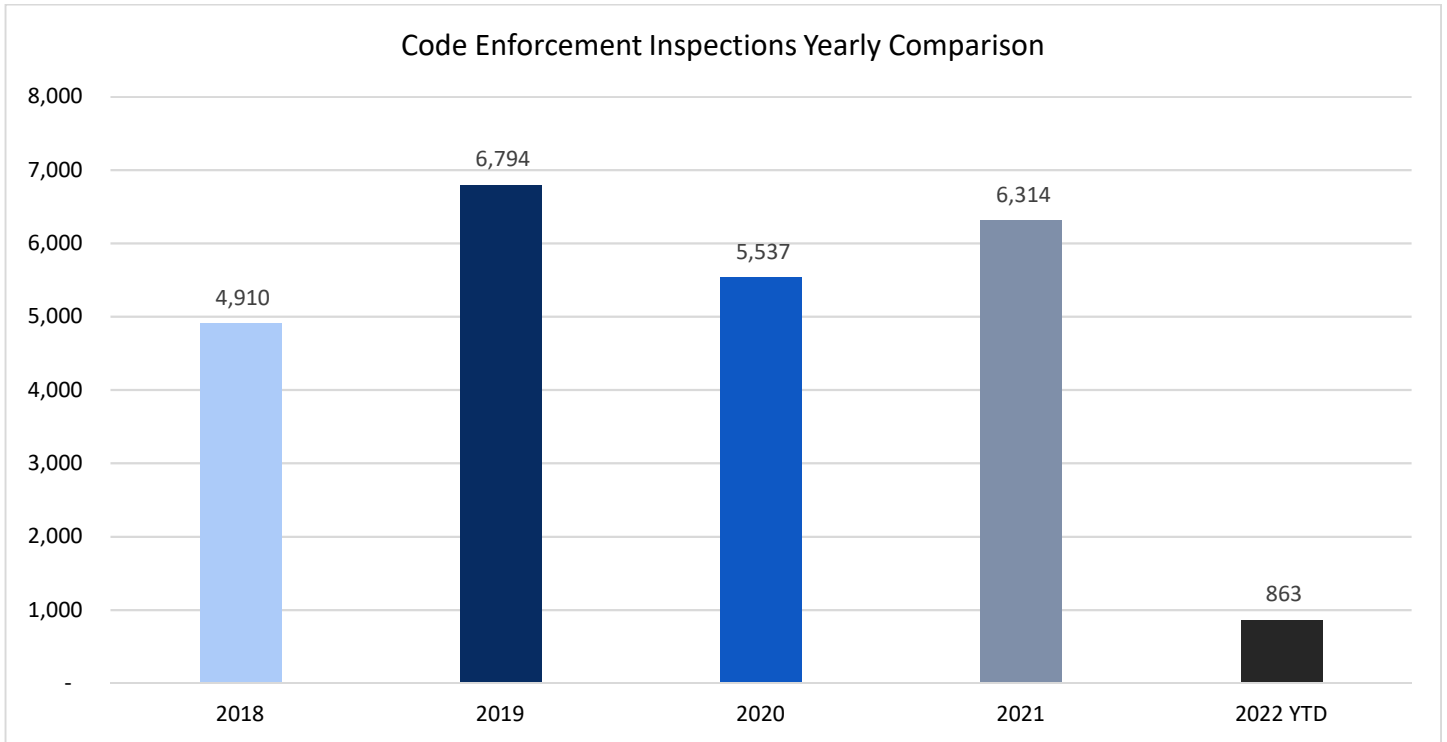


## Building Inspections



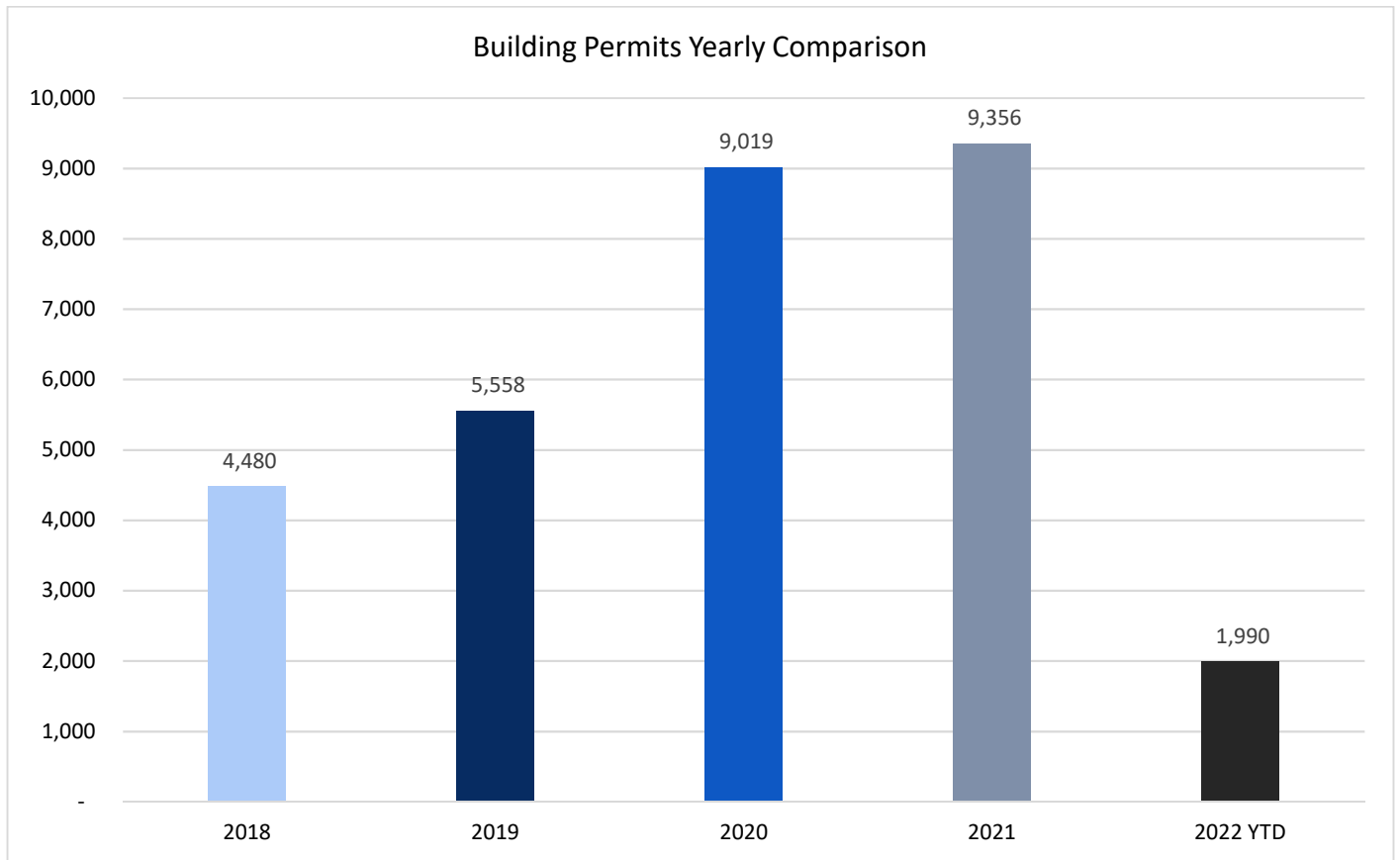
	JAN	FEB	MARCH	APRIL	MAY	JUNE	JULY	AUG	SEPT	OCT	NOV	DEC
2022 YTD	3194	3994										
2021	4508	5252	6404	5776	5682	5132	4627	5037	4873	4148	3578	4988

## Code Enforcement Inspections



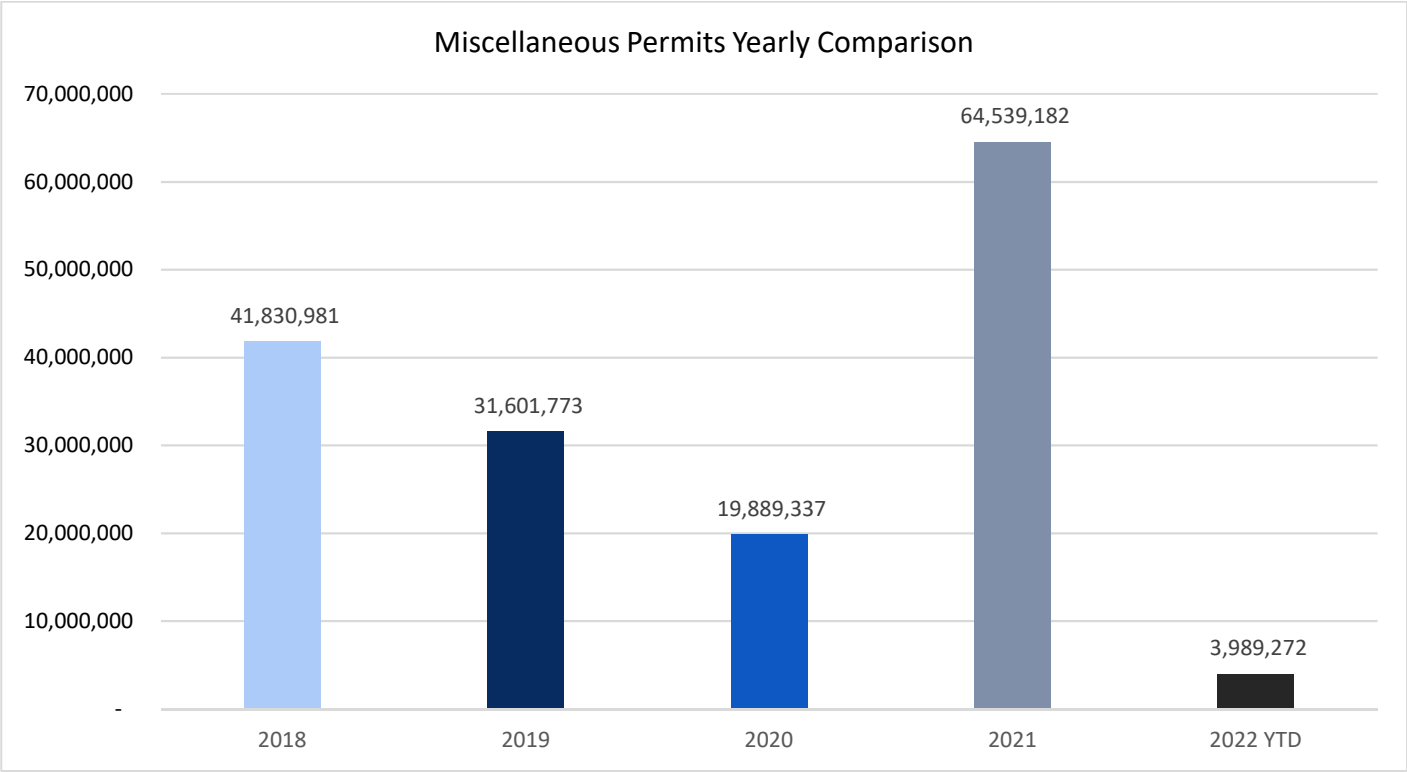
	JAN	FEB	MARCH	APRIL	MAY	JUNE	JULY	AUG	SEPT	OCT	NOV	DEC
2022 YTD	416	447										
2021	338	419	615	574	634	572	576	683	604	525	441	333

## Building Permits



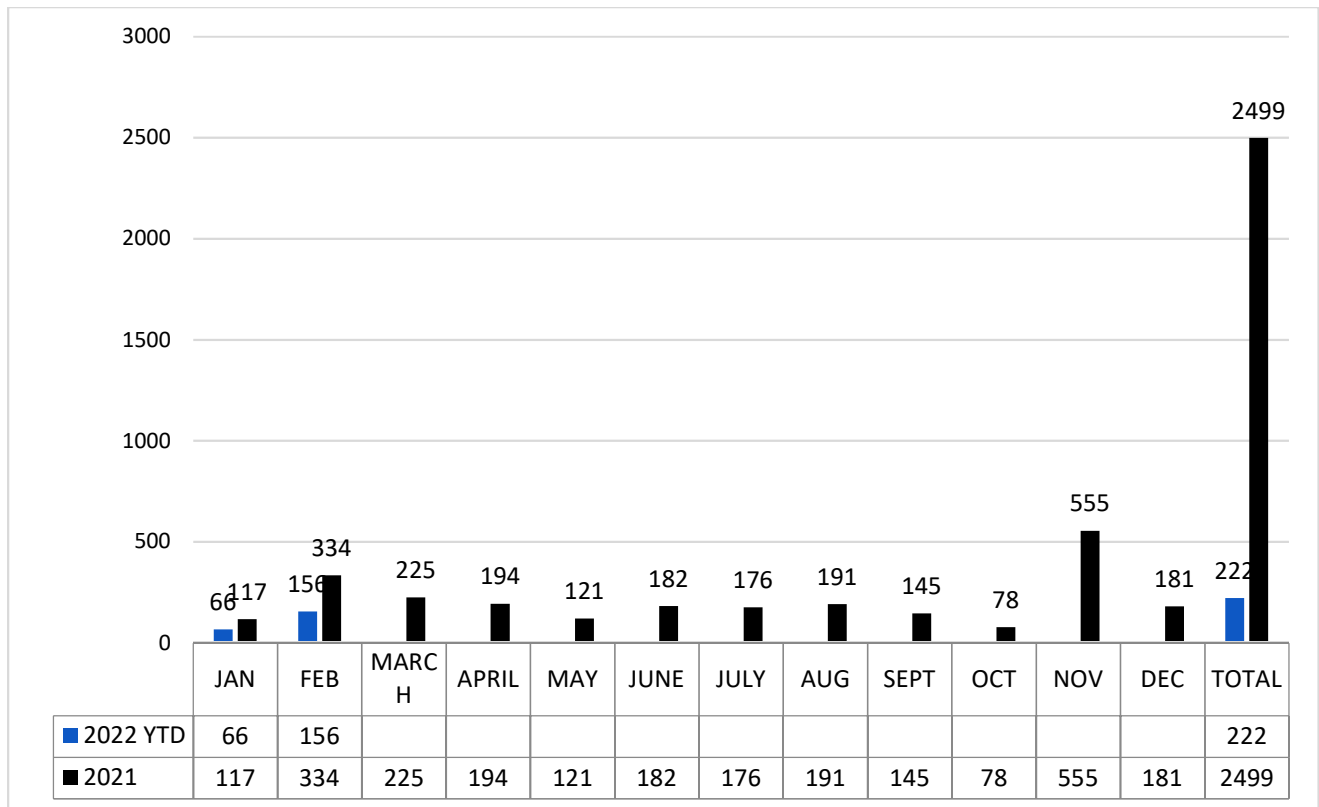
	JAN	FEB	MARCH	APRIL	MAY	JUNE	JULY	AUG	SEPT	OCT	NOV	DEC
2022 YTD	990	1000										
2021	1078	1387	887	850	805	1021	719	431	661	397	555	565

Miscellaneous Permits



	JAN	FEB	MARCH	APRIL	MAY	JUNE	JULY	AUG	SEPT	OCT	NOV	DEC
2022 YTD	1,037,173	2,952,099										
2021	5,877,319	2,157,752	13,680,723	1,579,800	9,358,432	3,560,249	3,994,060	1,531,802	1,794,109	4,591,495	10697937	5,715,504

## Illegal Signs



*Providing for the health, safety and welfare of the general public through the equal enforcement of all applicable codes and ordinances of the City of Greer.*

Category Number:  
Item Number: 2.



**AGENDA**  
**GREER CITY COUNCIL**  
3/22/2022

**Engineering Activity Report - February 2022**

**ATTACHMENTS:**

Description		Upload Date	Type
▢	Engineering Activity Report - February 2022	3/16/2022	Backup Material



**TO:** ANDY MERRIMAN, CITY ADMINISTRATOR  
TAMMY DUNCAN, CITY CLERK

**FROM:** ENGINEERING DEPARTMENT

**SUBJECT:** ACTIVITY REPORT FOR February 2022

**DATE:** March 22, 2022

### **CITY ENGINEER**

#### **Engineering Projects (ongoing):**

- Storm Drain Asset Mgmt.- Consultant finalizing current phase
- Leesburg Peak waste site – Complete
- Downtown Streetscape project Phase 2 – punch list

#### **Engineering Activities:**

- Berry Ave – Architect proposals
- Downtown TIA – finalizing proposals
- Stormdrain issue at Century Park – waiting on PS to CCTV line
- Transfer Station/Recycle Center Improvements – master-planning discussions – ongoing
- 2022 Paving program- Two Pavement Preservation projects approved by Council
- Meridian contract review - ongoing
- Victor Gym parking lot improvements – held Pre-Const. meeting
- Victor Hill road improvement discussion with Spbg County – on hold
- Monthly Inspection at Recycle Center completed
- Coordinating with CPW regarding street cuts-ongoing

**Subdivision/Development Projects** – Meetings with engineers and developer representatives discussing details with new subdivisions or commercial sites that are either in planning stages or under construction.

**Active projects:**

- Blue Ridge Plantation – progress follow up – site visits
- TIA review – Abner Creek apts.
- TIA review – Old Jones Rd subd.
- NetZero Phase II – planning meeting with developer

**Other:**

- PAC site reviews (1)
- Departmental Staff mini-retreat & budget planning
- Annual Report prep & presentation to Council
- Pavement Preservation report prep & presentation to Council
- SealMaster demonstration – Greenville
- Sign request – Richglen, Reynolds apts.
- Project Management software demo's (3)
- Interviews for Grounds Supt.
- Street complaint – Manatee Ct.
- Budget Prep

**STORMWATER MANAGER**

**STORMWATER MANAGER – (Robert Roux, Assistant City Engineer)**

**Miscellaneous Tasks – Engineering & Stormwater**

- 1) TMDL Monitoring – wet weather samples at Recycle Center, Kings Creek, and Glen Creek
- 2) Traffic Calming Program – Workshop meeting with City Council
- 3) Roadway acceptance to Council on 2-22-22 – Pelham Glen subdivision
- 4) Attended SCDHEC & RIA Grant Webinar
- 5) Attended Engineering Department Budget and Planning Retreat
- 6) Adopt-a-Stream – coordination with volunteers and kit resupply
- 7) Attended Floodplain Management class – “Disaster Duties” hosted by SC DNR
- 8) Attended Spartanburg County Hazard Mitigation Plan Meeting
- 9) Attended presentations by vendors for project management software
- 10) Stormwater Asset Management – coordination with consultant for final deliverables
- 11) Adopt-a-Stream – Coordination with Certified Volunteers and checking out kits.
- 12) Roadway/Paving Inspections – O’Neal Village Phase 4 Sections 1 and 2

**Construction/ Post-construction Program – Pre-submittal Meetings, Plan Reviews, Pre-construction meetings, As-built Review and Project Meetings** (*Construction and Post-construction Minimum Control Measures*) - Stormwater site plan reviews that incorporate consideration for water quality impacts and attempt to maintain pre-development runoff conditions are required by our SMS4 permit.



2022 Stormwater Summary January 1 <sup>st</sup> through February 28th , 2022		
Projects Submitted	Site Dev. Plan Reviews	Preconstruction Meetings
14	9	3

Historical Project Submittals	
Year	Projects Submitted
2022	14
2021	55
2020	32
2019	41
2018	46
2017	37
2016	41
2015	35
2014	34

Engineering & Stormwater Inspections	
Inspection Type	
CEPSCI INSPECTION	56
CLOSEOUT INSPECTION	4
ENCROACHMENT	3
FINAL ENCROACHMENT	2

Projects Submitted	
Development Type	Project Name
COMMERCIAL	Commercial Site Redevelopment - 501 New Woodruff Rd.
COMMERCIAL	McDonald's Drive Thru Side by Side Installation
COMMERCIAL	Network Controls Parking Lot
COMMERCIAL	SCSPA Inland Port - Heavy Lift Maintenance Building
COMMERCIAL	Tropical Grille - Hwy 29
RESIDENTIAL	Townhomes at Snow Road
SITE PREP	Blue Ridge Plantation Initial Stormwater Package

Plan Reviews- Site Development, Stormwater, As-Built	
Review Type	Project Name
COMMERCIAL	Hampton Point Townhomes
COMMERCIAL	Ice Station Greer Building Expansion and Site Improvements

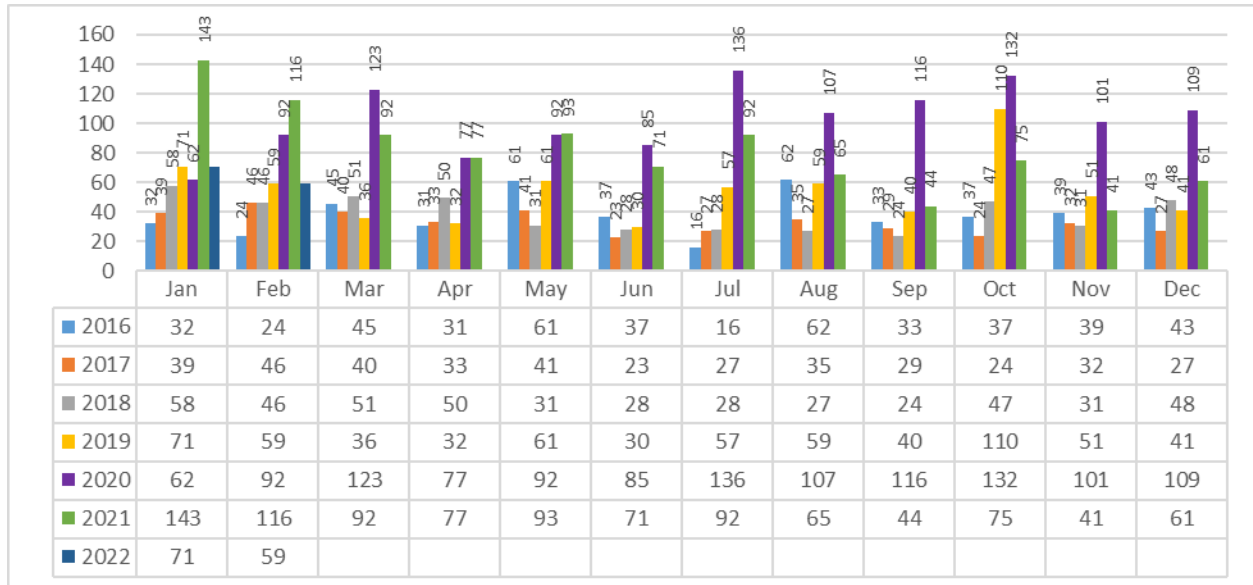
COMMERCIAL	Dixie-Messer Mirror & Glass New Wholesale/Manuf. Building
COMMERCIAL	SCSPA Inland Port - Operations Building and Chassis Lot
COMMERCIAL	Cottages at Greer - 296 dwelling units
COMMERCIAL	The Lively Victor Park Townhome Apartments
COMMERCIAL	SCSPA Inland Port - Heavy Lift Maintenance Building
RESIDENTIAL	Lakeside Cottages
AS BUILT REVIEW	Magnolia Green
AS BUILT REVIEW	112 Cannon St Parking lot

Permits Issued		
Permit Type	Project Name	Address
ENCROACHMENT	4x8 road cut 6 foot deep	102 MCKISSICK ST
ENCROACHMENT	ATT_SC_JOB#_A025PMK_NORTHVIEW DR	310 NORTHVIEW DR
ENCROACHMENT	cut into roadway to get to sewer lines	105 SUMTER ST
ENCROACHMENT	Street cut in order to install 4" sewer tap and 3/4 water ta	604 TRADE ST
ENCROACHMENT	Street cut in order to install 4" sewer tap and 3/4 water ta	208 CAMPBELL AVE
GRADING COMMERCIAL	Spinx #161	1501 S HIGHWAY 101
GRADING RESIDENTIAL	Dillard Creek Village	531 ABNER CREEK RD

## STORMWATER

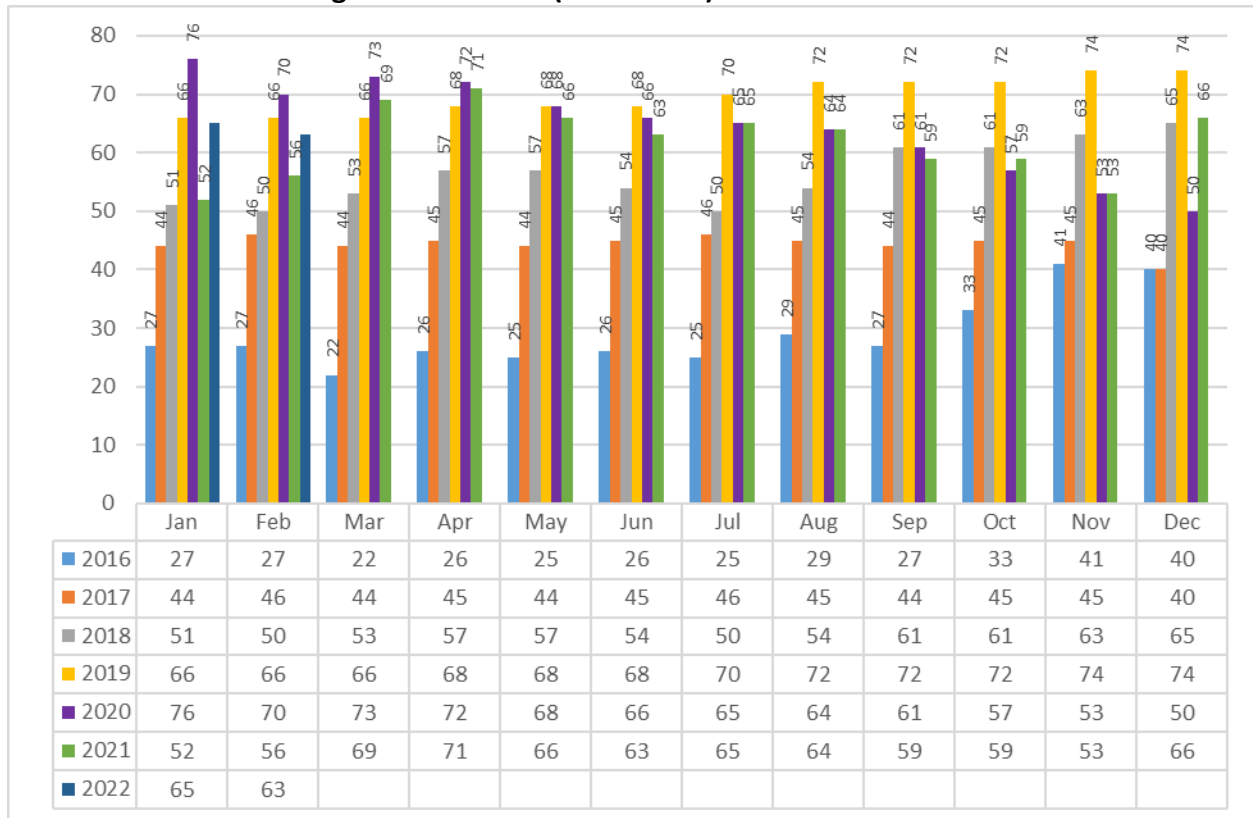
**STORMWATER INSPECTION: Anthony Copeland/Brian Hunter**

### 59 Active Site Inspected (Per Month)



## STORMWATER INSPECTION: Anthony Copeland

### 63 Individual LOT Drainage Plan Reviews (Per Month)



## Addressed Citizen Complaints: Anthony Copeland

Issue	Complaint Date	Address	Resolution	Completed
Sinkholes in the yard	2/15/2022	Matt 129 Double Crest Dr.	Sinkhole was not detected	2/15/2022
Sink-hole at Catch-basin Inlet	2/1/2022	Chris Donaldson, 303 Hampton Ridge Subd.	COG Engr/ Maintenance is investigating	2/24/2022

--	--	--	--	--

### **Asphalt Activities Inspection: Anthony Copeland / Brian Hunter**

<b>Subd. / Project Name</b>	<b>Date</b>	<b>Operation</b>
None		

## **FACILITIES AND PROJECTS**

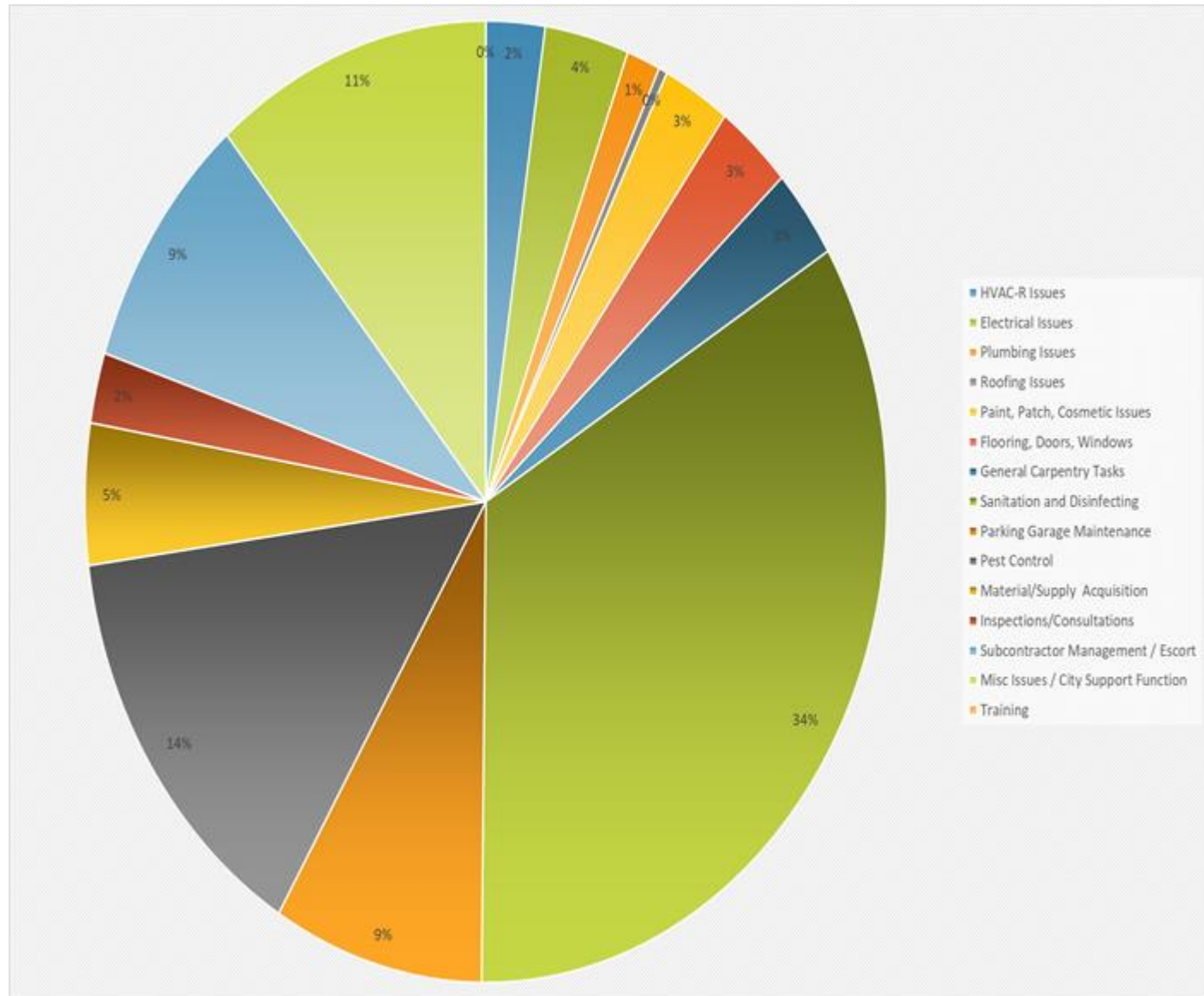
### **Major Facilities Activities:**

- Several Offices repainted at City Hall
- Lift gate repaired at the parking garage.
- Chamber of Commerce event successfully held at 113 Berry Ave.
- Sprinkler inspections complete at the Cannon Centre and the Center for the Arts
- Trane completed their semiannual inspections on all components connected to our Trane Building Management System.

### **Project Developments:**

- City Hall Conference Room Office Conversion will begin March 7<sup>th</sup>.
- Cannon Center Deck – Pre-bid is scheduled for 3/17 and Opening is scheduled for 3/24.
- Trade Street Bollards – Pushed again and TBD due to scheduling issues.  
Construction will be starting at the railway crossing and progress up Trade Street until reaching the Poinsett intersection. We estimate completion on or around Friday the 4th.
- Victor Gym Parking - Pre-bid is scheduled for 3/17 and Opening is scheduled for 3/24.
- City Park ADA compliance has been designed and is under stormwater review

# FACILITIES PRODUCTIVITY



ACTIVITY DESCRIPTION	NUMBER OF TASKS PERFORMED					Number of Calls / Issues Addressed or seized upon
	Week 1 Ending 2/4/2022	Week 2 Ending 2/11/2022	Week 3 Ending 2/18/2022	Week 4 Ending 2/25/2022	Week 5 ending 3/4/2022	
HVAC/R Issues	1	1	4	1		7
Electrical Issues	5	1	2	1	1	10
Plumbing Issues			2		2	4
Roofing Issues				1		1
Paint, Patch, Cosmetic Issues			4	2	2	8
Flooring, Doors, Windows	3			6		9
General Carpentry Tasks			3	6		9
Sanitation and Disinfecting	20	20	20	20	20	100
Parking /Garage Maintenance	5	5	5	5	5	25
Pest Control	21			21		42
Material/Supply Acquisition	3	1	3	4	3	14
Inspections/Consultations	5		1		1	7
Subcontractor Management / Escort	9	4	4	5	4	26
Misc Issues / City Support Function	9	7	4	9	4	33
Training						0
<b>GRAND TOTALS</b>	<b>81</b>	<b>39</b>	<b>52</b>	<b>81</b>	<b>42</b>	<b>295</b>

Category Number:  
Item Number: 3.



**AGENDA**  
**GREER CITY COUNCIL**  
**3/22/2022**

**Financial Activity Report - February 2022**

**Summary:**

[Link to Detail Financial Reports](#)

**ATTACHMENTS:**

<b>Description</b>	<b>Upload Date</b>	<b>Type</b>
❏ February 2022 Summary Financial Report	3/17/2022	Backup Material





February 2022 Summary Financial Report



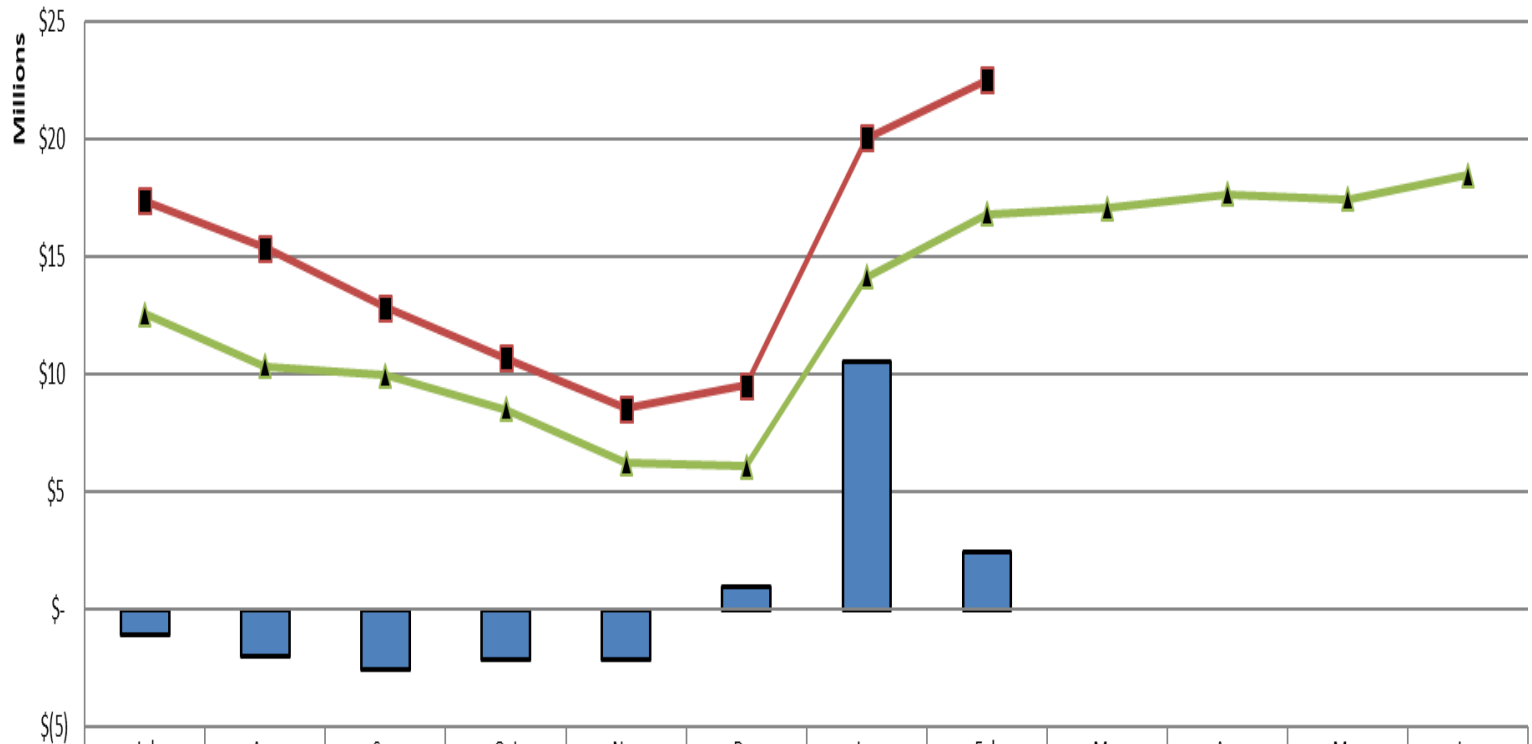
# Financial Performance Summary

As of Month End February, 2022

<b>Quick Look Indicators</b>	<b>This Month</b>	<b>This Year</b>	<b>Balance</b>
<b>GENERAL FUND</b>			
Cash Balance	↑	↑	\$ 22,502,207
Revenue	↓	↑	\$ 22,972,853
Operational Expenditures	↑	↑	\$ 19,232,002
Fund Balance Usage	↑	↑	\$ 880,808
Total Expenditures	↑	↑	\$ 20,112,810
Operational Percentage (Over) / Under	↓	-	8%
Total Percentage (Over) / Under	↓	↑	4%
Revenue Benchmark Variance	↓	↓	\$ 1,991,973
Expenditure Benchmark Variance	↓	↓	\$ 21,439
Overall Benchmark Variance	↓	↓	\$ 2,013,412
<b>HOSPITALITY FUND</b>			
Cash Balance	↑	↑	\$ 2,926,768
Revenue	↓	↑	\$ 1,970,280
Expenditures	↓	↓	\$ 661,574
<b>STORM WATER FUND</b>			
Cash Balance	↑	↑	\$ 3,203,729
Revenue	↓	↑	\$ 1,359,562
Expenditures	↓	↑	\$ 665,211

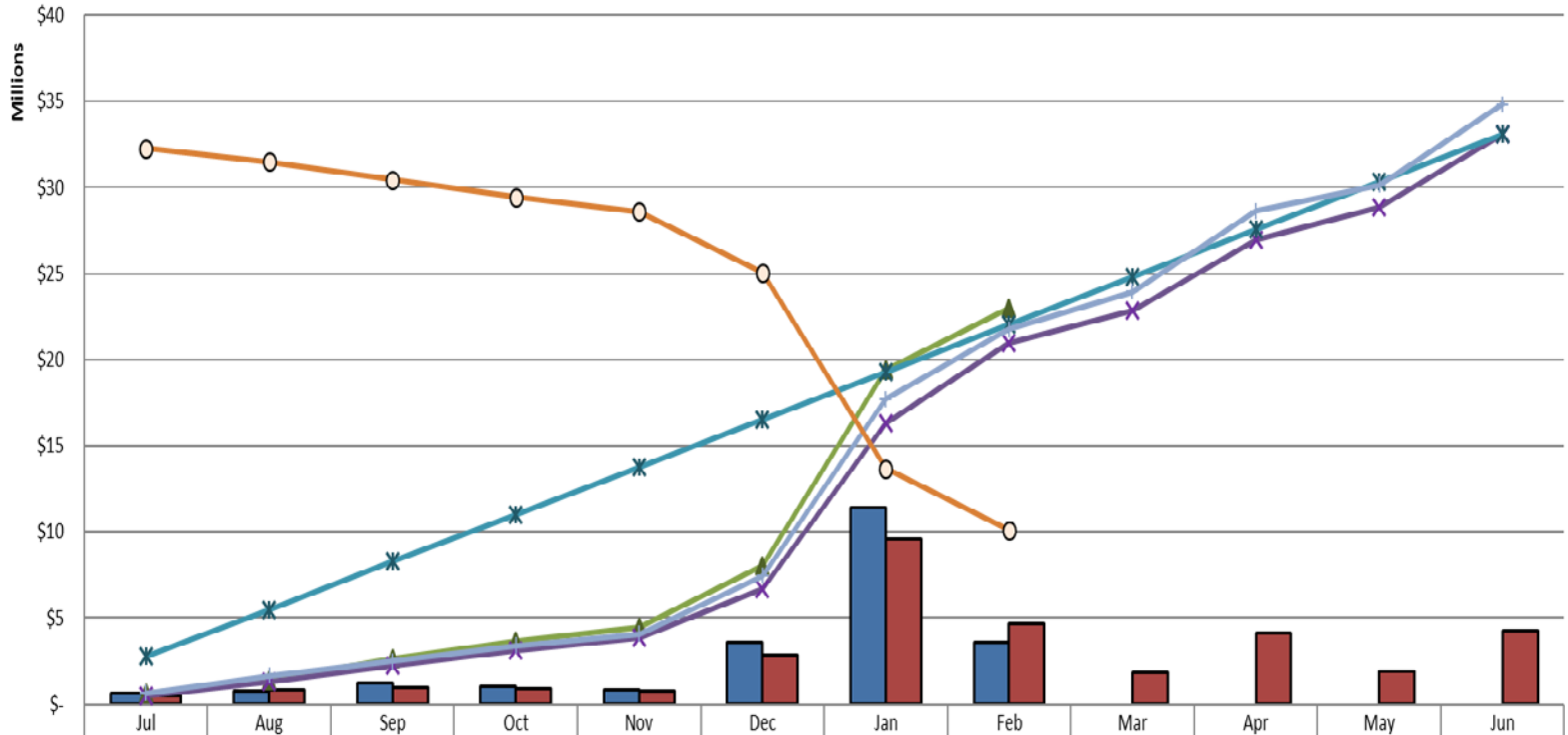
## Cash Balance - General Fund

Fiscal Year 2021/22



	Jul	Aug	Sep	Oct	Nov	Dec	Jan	Feb	Mar	Apr	May	Jun
Net Monthly Cash	(1,107,582)	(1,998,810)	(2,524,993)	(2,140,374)	(2,153,992)	985,810	10,496,779	2,471,490	-	-	-	-
Current Fiscal YTD Balance	17,366,297	15,367,487	12,842,494	10,702,120	8,548,128	9,533,938	20,030,717	22,502,207				
Prior Fiscal YTD Balance	12,540,339	10,328,123	9,933,516	8,520,785	6,206,156	6,072,930	14,150,390	16,819,012	17,057,077	17,646,544	17,444,170	18,473,822

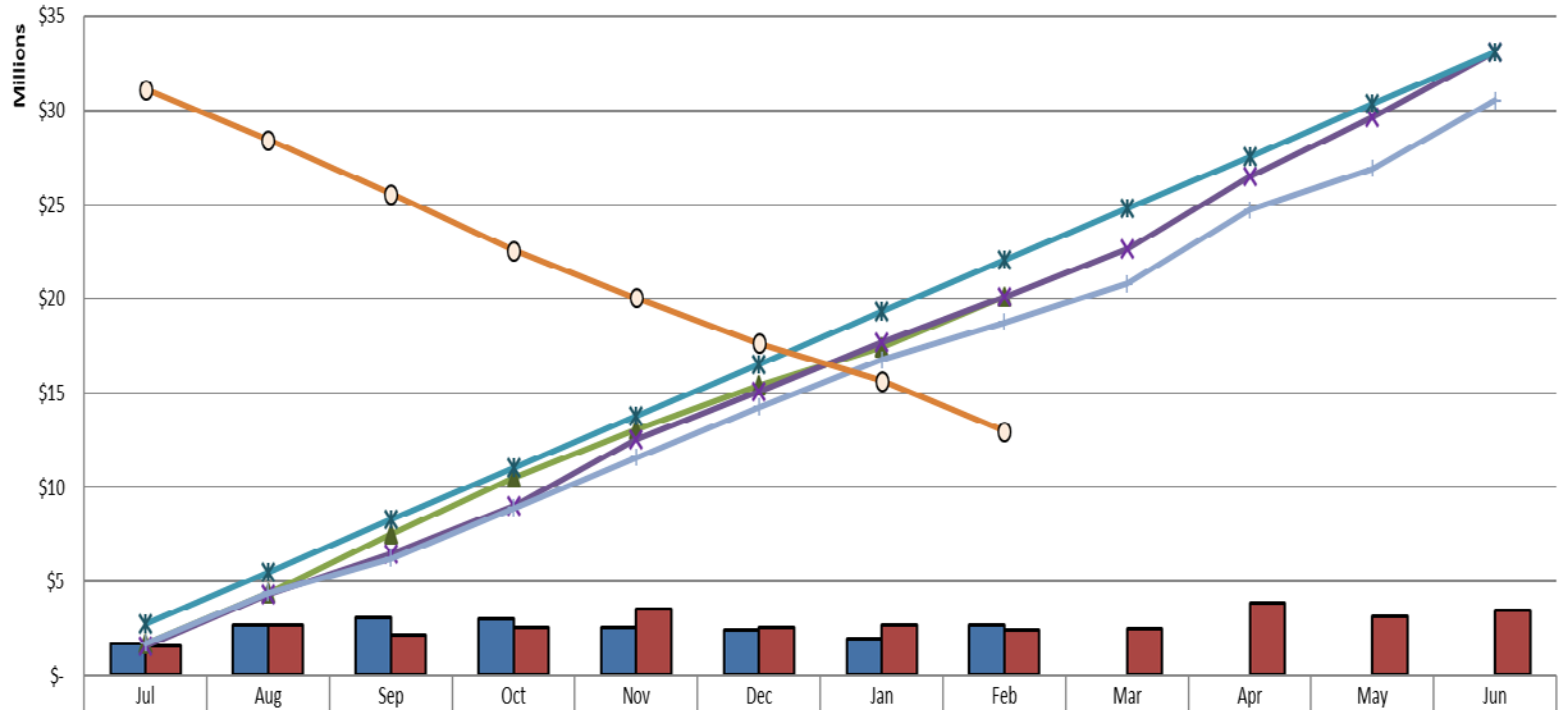
## Revenue - General Fund Fiscal Year 2021/22



	Jul	Aug	Sep	Oct	Nov	Dec	Jan	Feb	Mar	Apr	May	Jun
Monthly Actual	593,504	765,186	1,245,113	1,035,108	822,481	3,552,105	11,401,796	3,557,559				
Monthly Benchmark	\$493,857	\$815,721	\$917,998	\$894,636	\$747,790	\$2,819,986	\$9,606,739	\$4,684,153	\$1,857,944	\$4,098,797	\$1,900,096	\$4,245,048
YTD Actual	593,504	1,358,690	2,603,803	3,638,911	4,461,393	8,013,498	19,415,294	22,972,853				
YTD Benchmark	493,857	1,309,578	2,227,576	3,122,212	3,870,002	6,689,988	16,296,727	20,980,880	22,838,824	26,937,621	28,837,717	33,082,765
YTD Prorated Budget	2,737,089	5,474,178	8,266,816	11,022,421	13,784,485	16,541,383	19,298,280	22,055,177	24,812,074	27,568,971	30,325,868	33,082,765
Prior YTD Actual	628,775	1,630,386	2,481,301	3,404,888	4,050,018	7,429,051	17,717,063	21,756,856	23,958,193	28,634,396	30,135,855	34,828,101
Balance to Collect	32,251,565	31,486,379	30,463,459	29,428,351	28,605,870	25,053,764	13,651,968	10,094,409				

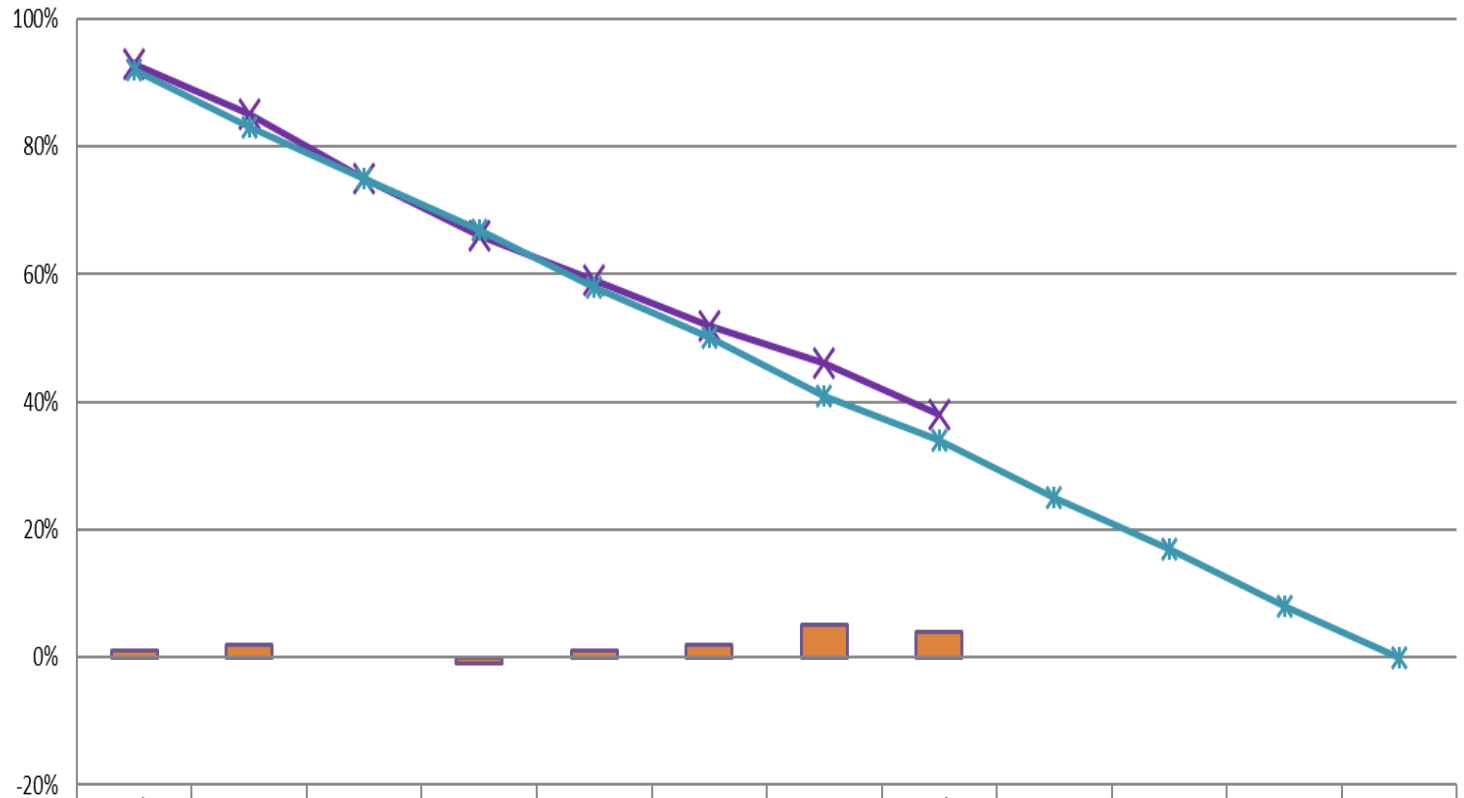
## Expenditures - General Fund

Fiscal Year 2021/22



	Jul	Aug	Sep	Oct	Nov	Dec	Jan	Feb	Mar	Apr	May	Jun
Monthly Actual	1,710,327	2,687,727	3,103,831	3,002,595	2,531,229	2,400,743	1,988,285	2,688,074				
Monthly Benchmark	1,592,881	2,711,616	2,186,143	2,533,906	3,504,834	2,521,472	2,673,243	2,410,154	2,495,380	3,840,931	3,145,495	3,466,710
YTD Actual	1,710,327	4,398,054	7,501,885	10,504,480	13,035,709	15,436,452	17,424,736	20,112,810				
YTD Benchmark	1,592,881	4,304,497	6,490,640	9,024,546	12,529,380	15,050,852	17,724,095	20,134,249	22,629,629	26,470,560	29,616,055	33,082,765
YTD Prorated Budget	2,737,089	5,474,178	8,266,816	11,022,421	13,784,485	16,541,383	19,298,280	22,055,177	24,812,074	27,568,971	30,325,868	33,082,765
Prior YTD Actual	1,713,698	4,393,041	6,212,654	8,907,408	11,560,376	14,239,221	16,752,508	18,738,291	20,796,427	24,709,242	26,924,960	30,546,537
Balance to Expend	31,134,742	28,447,015	25,565,377	22,562,782	20,047,056	17,646,313	15,658,029	12,969,955				

## Budget Percent Remaining - General Fund Fiscal Year 2021/22



(Over) Under Budget

1

2

0

-1

1

2

5

4

Actual Percent Remaining

93

85

75

66

59

52

46

38

Prorated Percent Remaining

92

83

75

67

58

50

41

34

25

17

8

0

# 2021-22 Financials

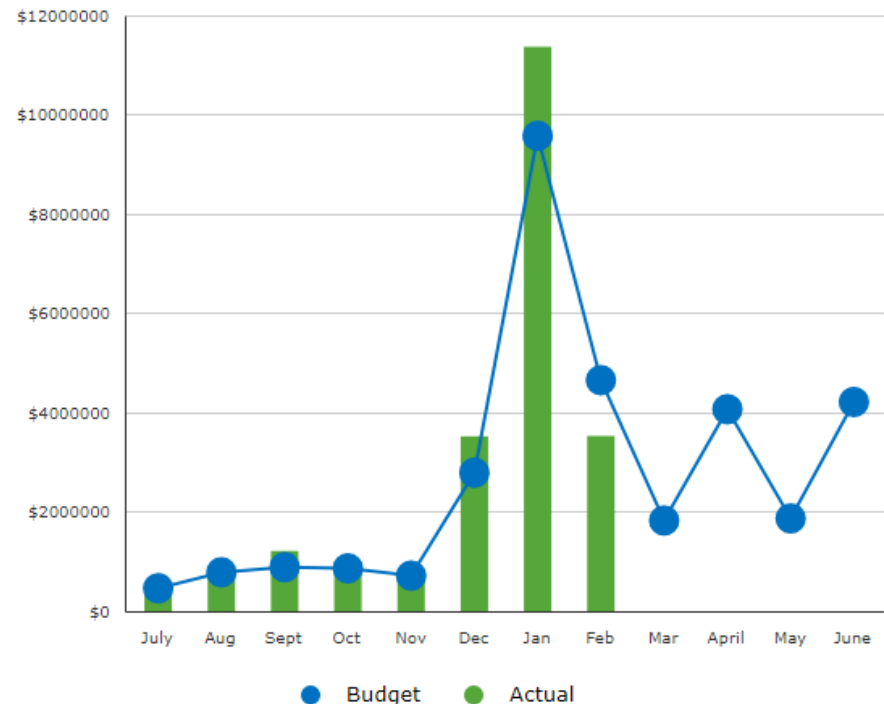


- Revenue
- ✓ Total Revenue
  - Taxes
  - Franchises & Licenses
  - Misc. Revenues
  - Permits and Fees
  - Intergovernmental
  - Revenue
  - Fire Fees
  - Fines and Forfeitures
  - Grants
  - Fund Balance

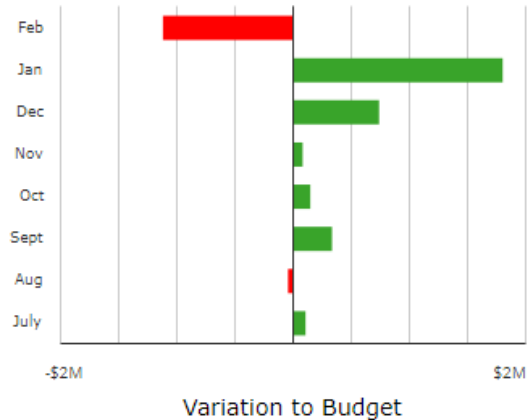
☒ Revenues ☐ Expenditures

<u>YTD Actual</u>	<u>YTD Budget</u>	<u>Difference</u>
<b>\$22,972,853</b>	<b>\$20,980,880</b>	<b>\$1,991,973</b>

City Of Greer Revenues  
Fiscal Year 2021-22



Actual Vs Budget  
Fiscal Year 2021-22



# 2021-22 Financials



Total Expenditures ▾

✓ Total City Expenditures

YTD Personnel

YTD Operations

YTD Debt Service

☐ Revenues ☒ Expenditures

YTD Actual

YTD Budget

Difference

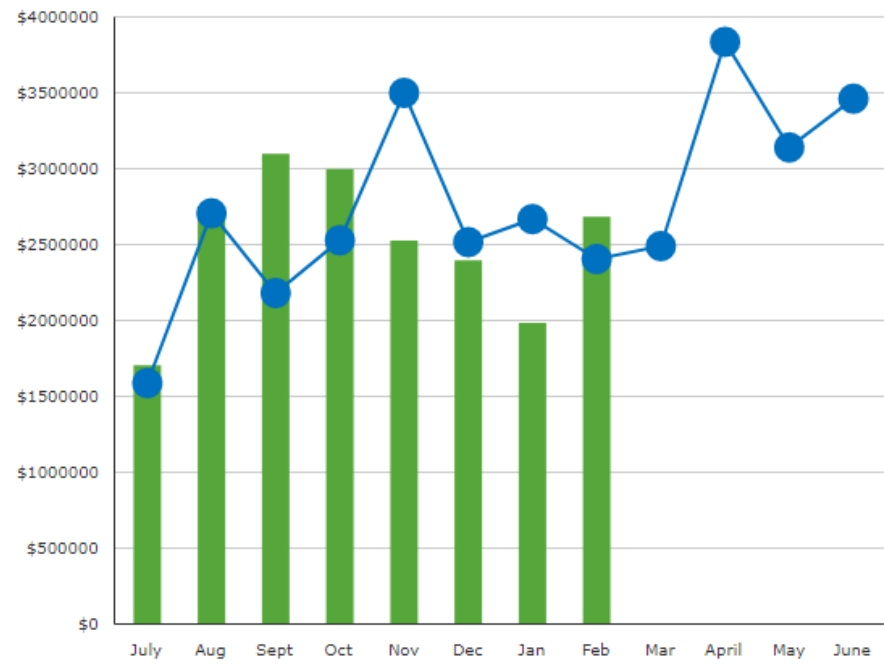
**\$20,112,810**

**\$20,134,249**

**\$21,439**

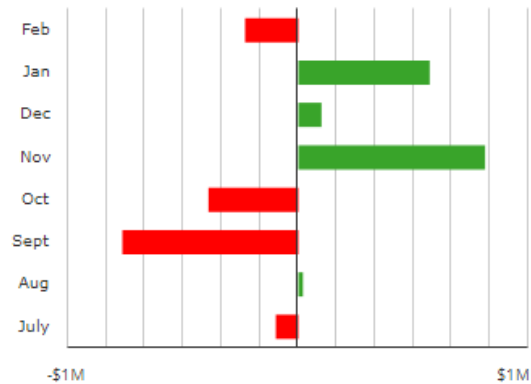
## City Of Greer Expenditures

Fiscal Year 2021-22



## Actual Vs Budget

Fiscal Year 2021-22



Variation To Budget

● Budget ● Actual

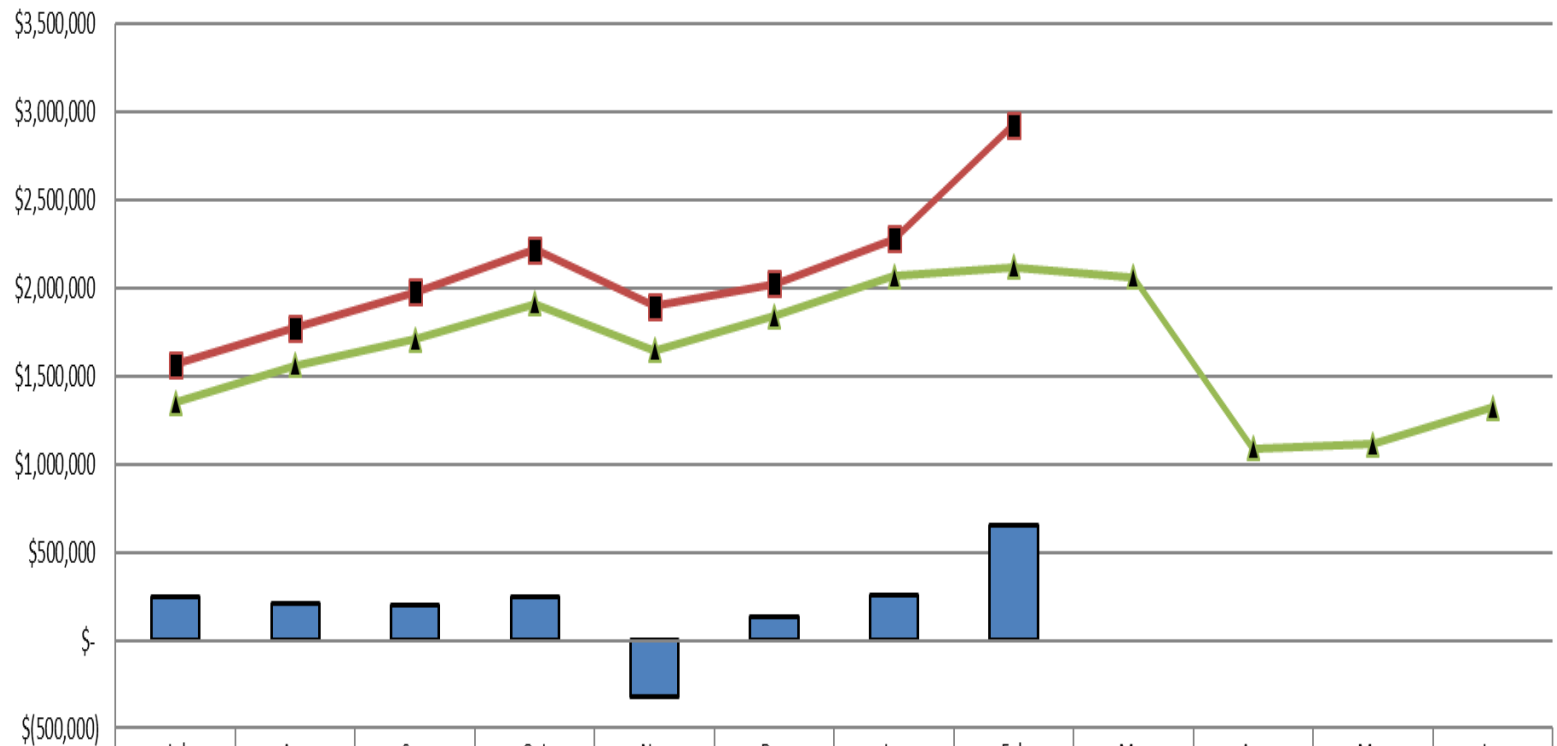




Hospitality Taxes Fund

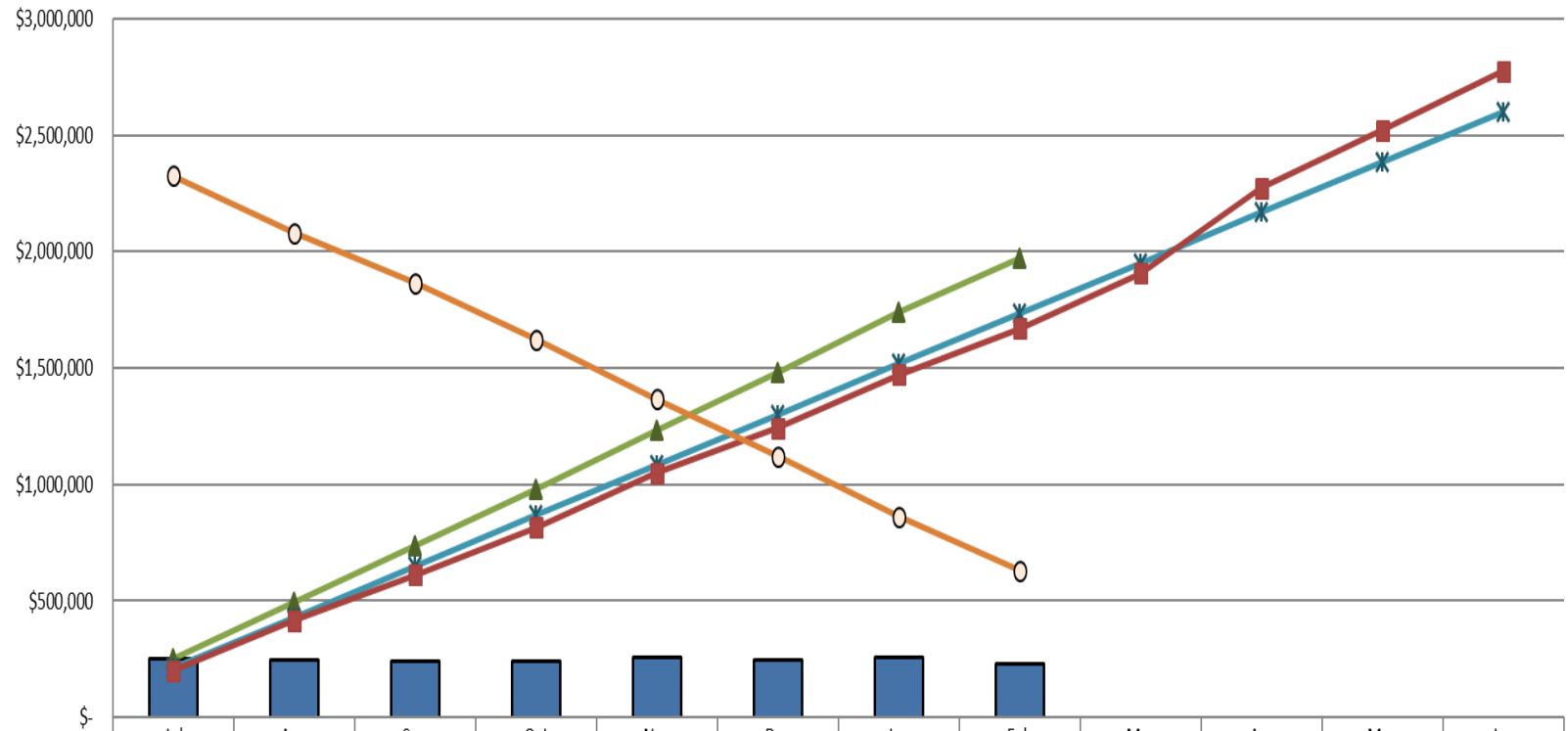
## Cash Balance - Hospitality Taxes Fund

Fiscal Year 2021/22



	Jul	Aug	Sep	Oct	Nov	Dec	Jan	Feb	Mar	Apr	May	Jun
Net Monthly Cash	246,230	206,411	202,722	241,282	(320,385)	128,127	253,185	649,567	-	-	-	-
Current Fiscal YTD Balance	1,565,859	1,772,270	1,974,992	2,216,274	1,895,889	2,024,016	2,277,201	2,926,768				
Prior Fiscal YTD Balance	1,348,413	1,559,657	1,709,471	1,909,264	1,646,567	1,838,919	2,065,967	2,120,122	2,062,312	1,089,000	1,111,088	1,319,629

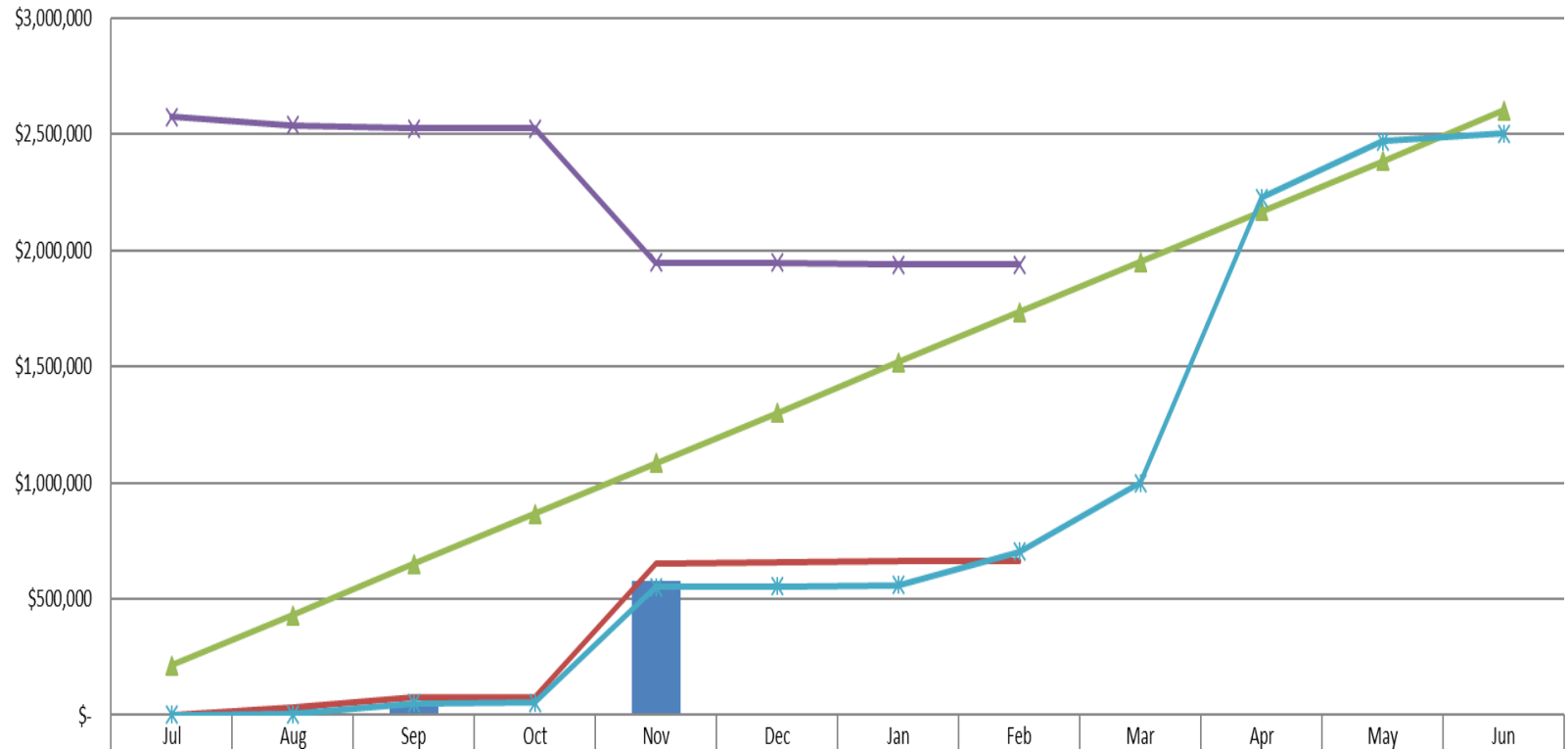
## Revenue - Hospitality Taxes Fund Fiscal Year 2021/22



Monthly Actual	248,827	243,411	242,788	241,855	257,837	244,275	259,487	231,800				
YTD Actual	248,827	492,238	735,026	976,881	1,234,718	1,478,993	1,738,479	1,970,280				
YTD Prorated Budget	214,452	428,904	650,232	866,975	1,083,719	1,300,463	1,517,207	1,733,951	1,950,695	2,167,438	2,384,182	2,600,926
Prior YTD Actual	199,470	415,400	611,554	814,064	1,049,821	1,242,752	1,471,861	1,668,278	1,907,367	2,272,934	2,520,506	2,776,028
Balance to Collect	2,324,599	2,081,188	1,865,900	1,624,045	1,366,208	1,121,933	862,447	630,646				

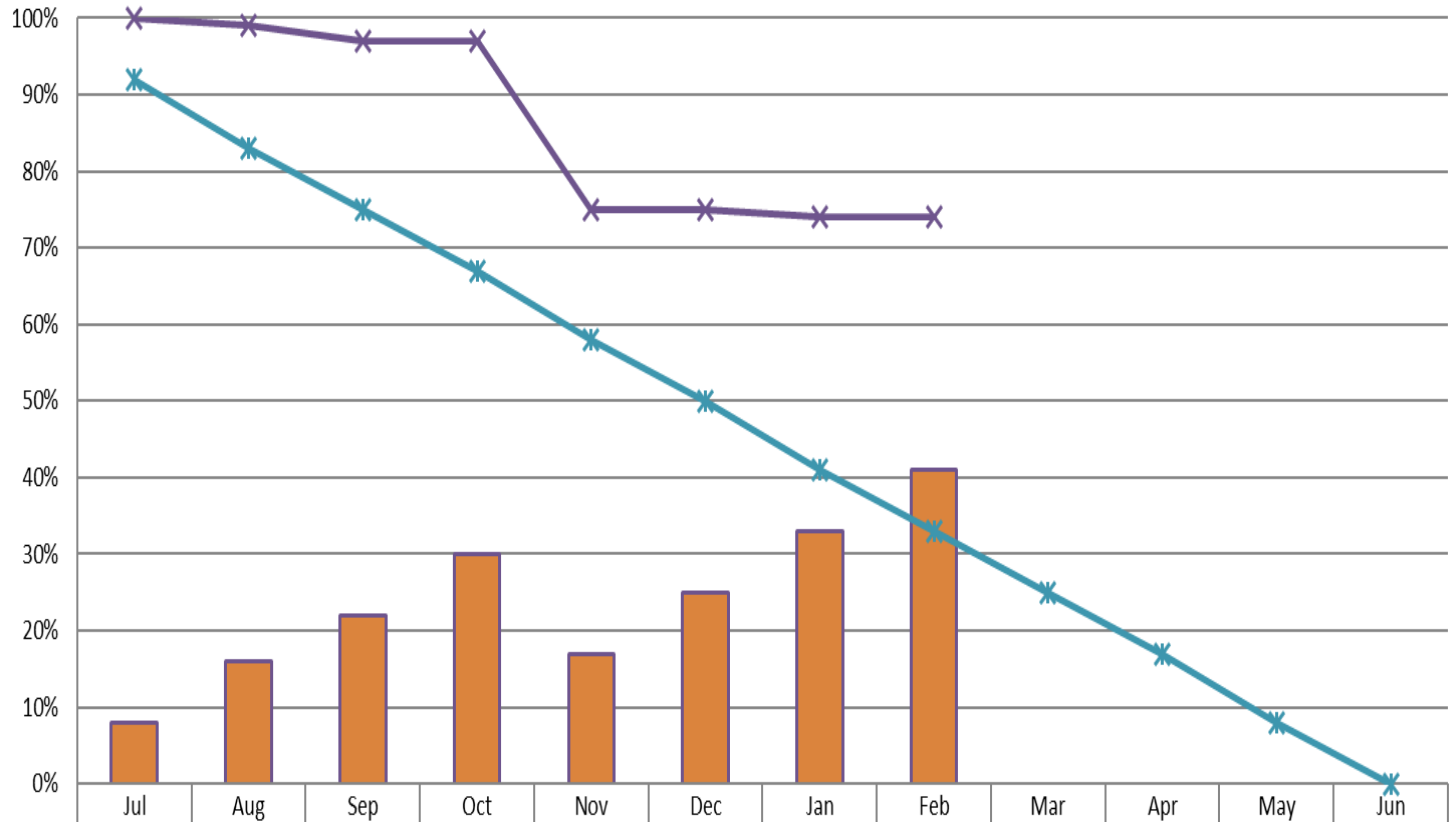
## Expenditures - Hospitality Taxes Fund

### Fiscal Year 2021/22



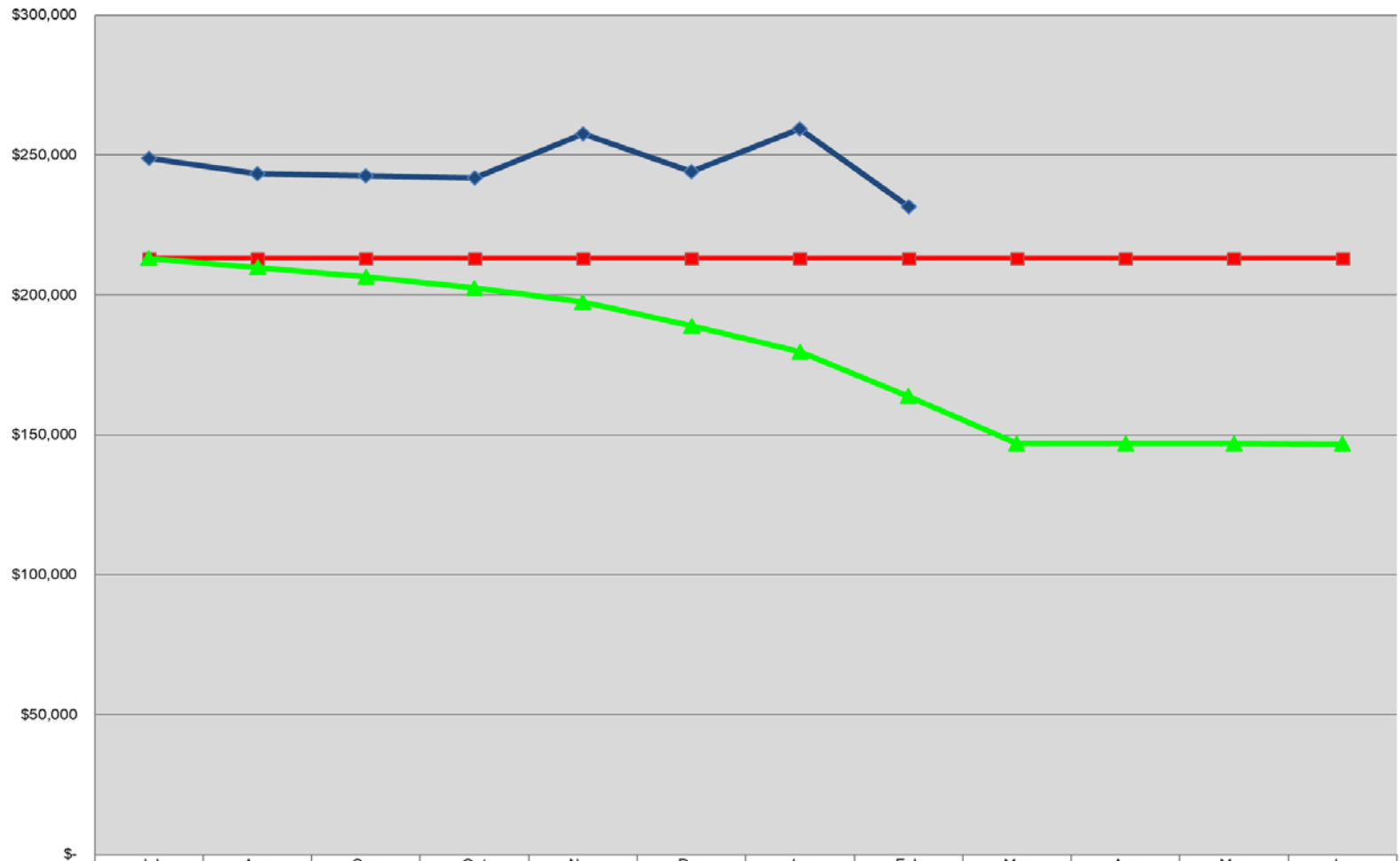
	Jul	Aug	Sep	Oct	Nov	Dec	Jan	Feb	Mar	Apr	May	Jun
Monthly Actual	0	35,511	39,900	792	578,169	600	6,302	300				
YTD Actual	0	35,512	75,411	76,204	654,372	654,972	661,274	661,574				
YTD Prorated Budget	214,452	428,904	650,232	866,975	1,083,719	1,300,463	1,517,207	1,733,951	1,950,695	2,167,438	2,384,182	2,600,926
Prior YTD Actual	1,875	5,060	51,227	53,907	551,864	552,464	559,628	701,945	998,825	2,226,081	2,468,168	2,503,138
Balance to Expend	2,573,426	2,537,914	2,525,515	2,524,722	1,946,554	1,945,954	1,939,652	1,939,352				

## Budget Percent Remaining - Hospitality Taxes Fund Fiscal Year 2021/22



(Over) Under Budget	8	16	22	30	17	25	33	41				
Actual Percent Remaining	100	99	97	97	75	75	74	74				
Prorated Percent Remaining	92	83	75	67	58	50	41	33	25	17	8	0

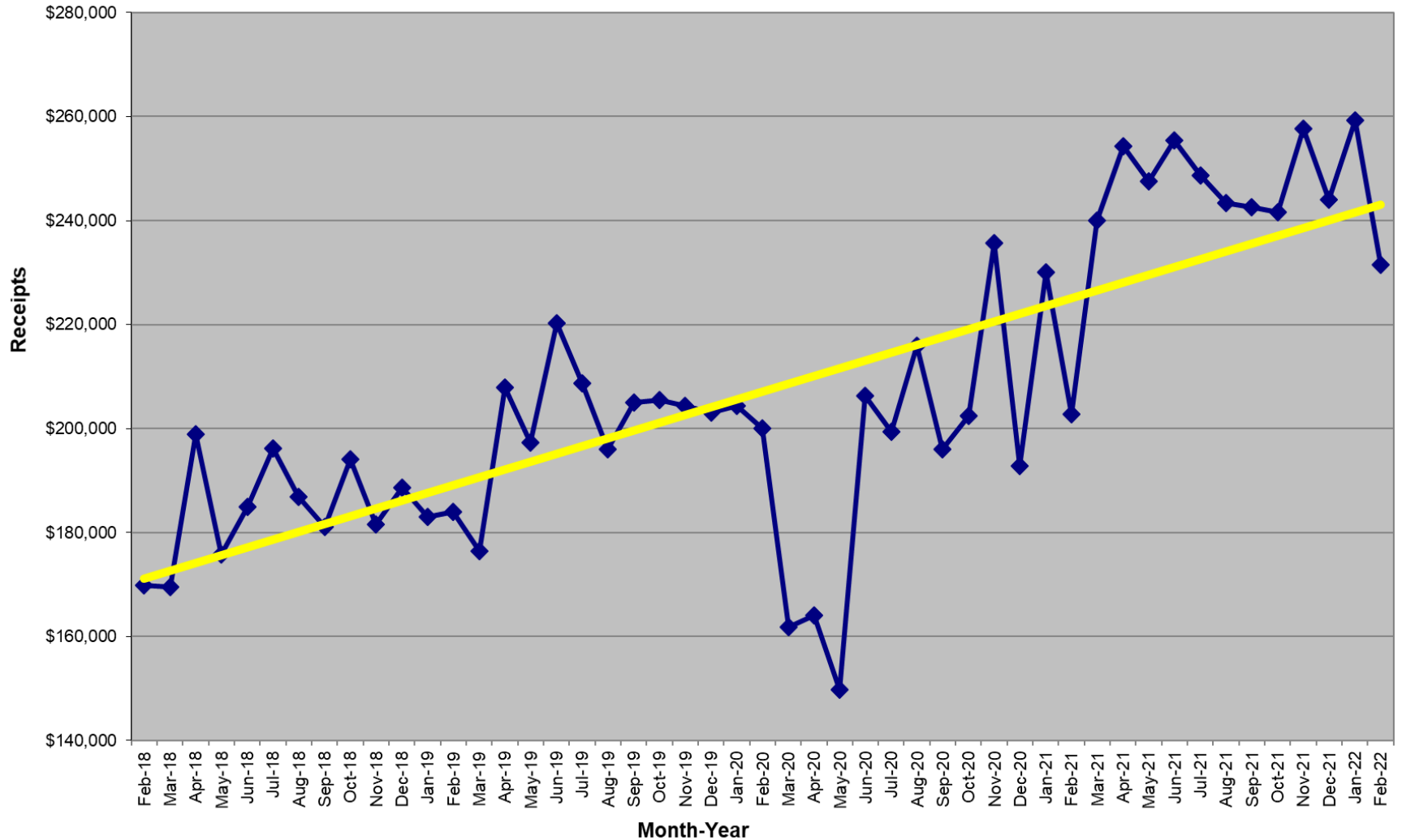
## Hospitality Taxes Fiscal Year 2021/22



Monthly Actual	248,735	243,313	242,649	241,678	257,664	244,079	259,263	231,534				
Monthly Budget	213,000	213,000	213,000	213,000	213,000	213,000	213,000	213,000	213,000	213,000	213,000	213,000
Budget Requirement	213,000	209,751	206,395	202,367	197,453	188,852	179,647	163,724	146,772	146,772	146,772	146,771

# Hospitality Tax

4 - Year Trending



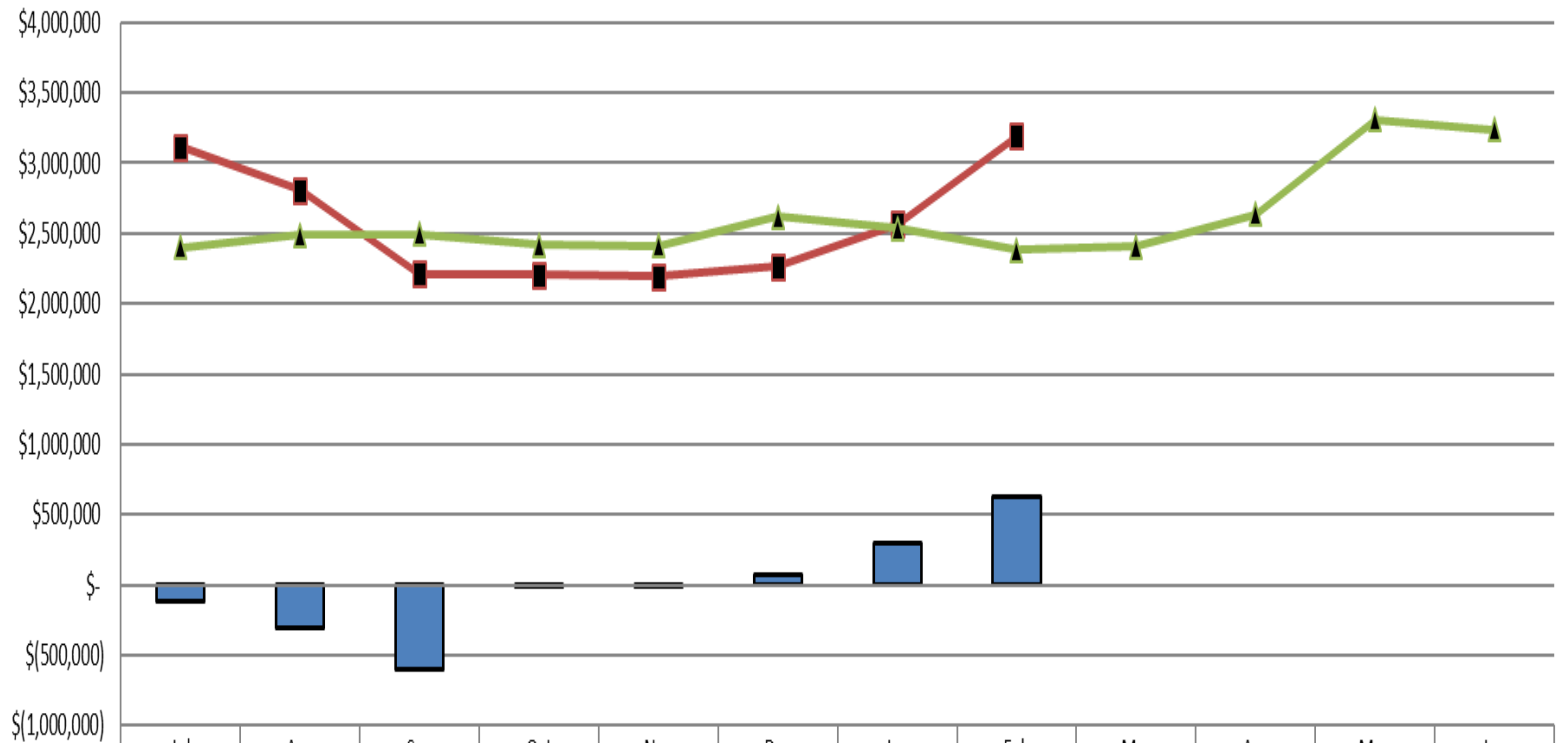


Storm Water Fund



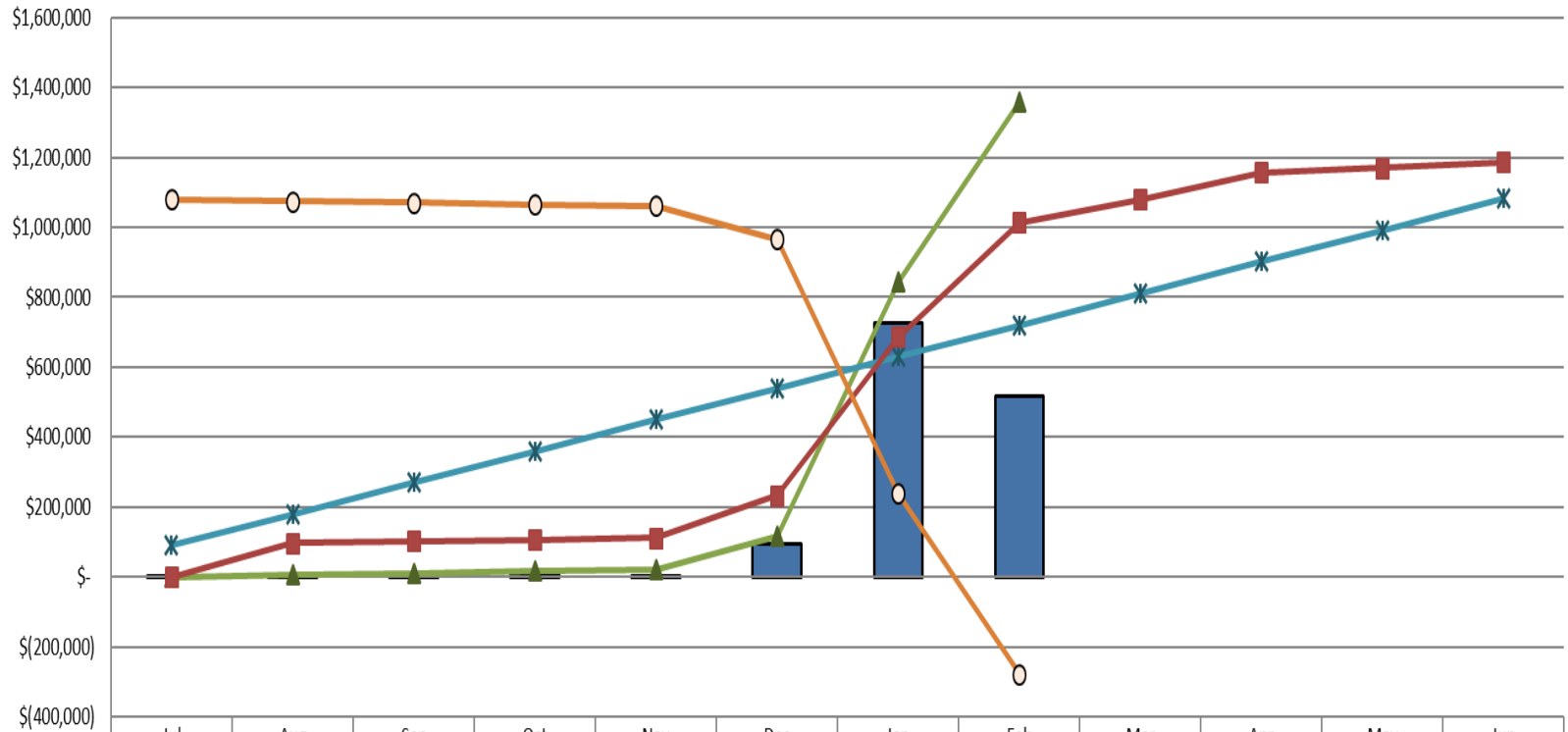
## Cash Balance - Storm Water Fund

Fiscal Year 2021/22



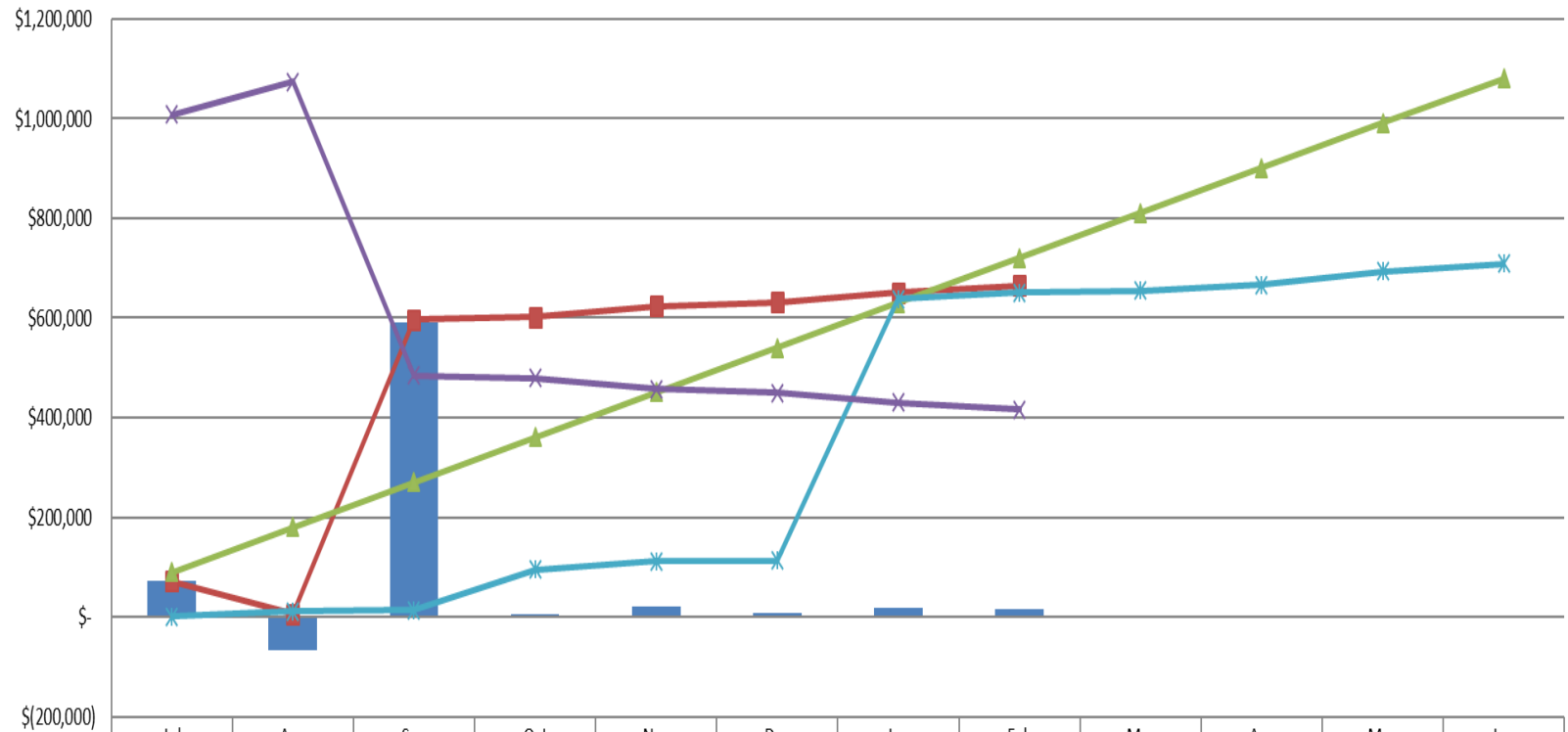
	Jul	Aug	Sep	Oct	Nov	Dec	Jan	Feb	Mar	Apr	May	Jun
Net Monthly Cash	(111,355)	(309,048)	(597,031)	(1,597)	(12,752)	68,887	299,402	626,554	-	-	-	-
Current Fiscal YTD Balance	3,114,764	2,805,716	2,208,685	2,207,088	2,194,336	2,263,223	2,562,625	3,189,179				
Prior Fiscal YTD Balance	2,402,334	2,485,605	2,493,863	2,415,481	2,413,530	2,618,511	2,533,646	2,380,268	2,405,131	2,634,047	3,309,028	3,240,449

## Revenue - Storm Water Taxes Fund Fiscal Year 2021/22



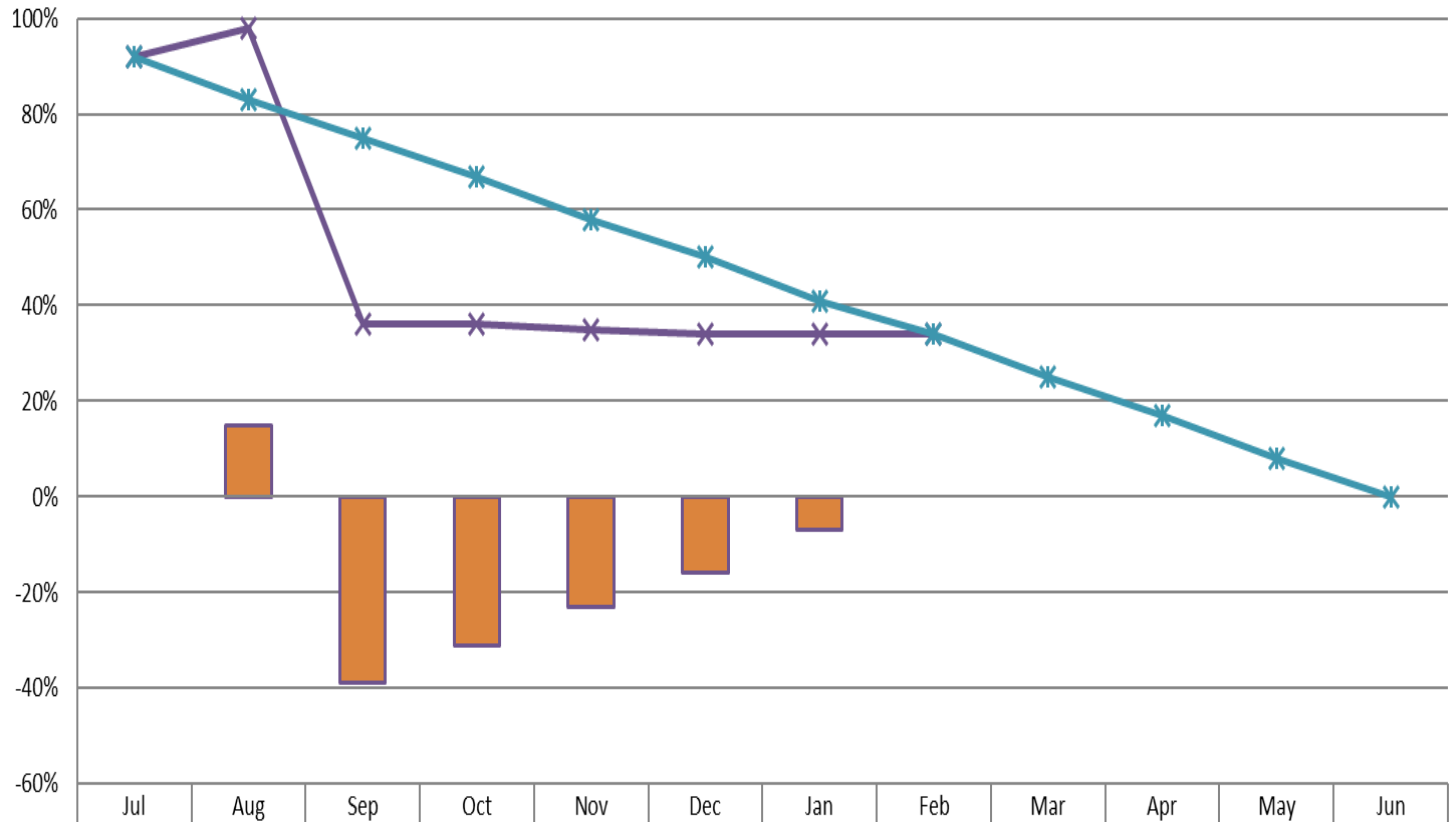
	Jul	Aug	Sep	Oct	Nov	Dec	Jan	Feb	Mar	Apr	May	Jun
Monthly Actual	173	5,156	4,571	6,628	2,763	95,086	727,754	517,432				
YTD Actual	173	5,330	9,900	16,528	19,291	114,377	842,130	1,359,562				
YTD Prorated Budget	90,008	180,017	270,219	360,292	450,365	540,438	630,510	720,583	810,656	900,729	990,802	1,080,875
Prior YTD Actual	55	96,052	101,493	106,262	111,782	233,564	687,271	1,013,787	1,079,894	1,156,785	1,170,222	1,185,495
Balance to Collect	1,079,927	1,074,770	1,070,975	1,064,347	1,061,584	966,498	238,745	(278,687)				

## Expenditures - Storm Water Fund Fiscal Year 2021/22



	Jul	Aug	Sep	Oct	Nov	Dec	Jan	Feb	Mar	Apr	May	Jun
Monthly Actual	72,335	(66,804)	590,685	5,830	21,611	7,692	18,913	14,950				
YTD Actual	72,335	5,532	596,217	602,046	623,657	631,349	650,261	665,211				
YTD Prorated Budget	90,008	180,017	270,219	360,292	450,365	540,438	630,510	720,583	810,656	900,729	990,802	1,080,875
Prior YTD Actual	965	11,357	13,984	95,206	111,244	112,507	637,917	651,240	655,023	666,722	692,933	708,325
Balance to Expend	1,007,765	1,074,568	484,658	478,829	457,218	449,526	430,614	415,664				

## Budget Percent Remaining - Storm Water Fund Fiscal Year 2021/22



(Over) Under Budget	0	15	-39	-31	-23	-16	-7	0				
Actual Percent Remaining	92	98	36	36	35	34	34	34				
Prorated Percent Remaining	92	83	75	67	58	50	41	34	25	17	8	0

Category Number:  
Item Number: 4.



**AGENDA**  
**GREER CITY COUNCIL**  
3/22/2022

**Fire Department Activity Report - February 2022**

**ATTACHMENTS:**

Description	Upload Date	Type
📎 Fire Department Activity Report - February 2022	3/16/2022	Backup Material

# CITY OF GREER



## FIRE DEPARTMENT

MONTHLY REPORT

FEBRUARY 2022

## Incidents in February:

On Friday, February 18<sup>th</sup> at 13:21:37, EN41, TW41, QRV41 and BAT41, were dispatched to a Motor Vehicle Accident at 405 N. Main Street. Units arrived on scene to find a dump truck and trailer on its side. The vehicle had taken down a power pole and power lines. North Main was shut down until utility crews could restore utilities and the vehicle could be removed from the roadway.



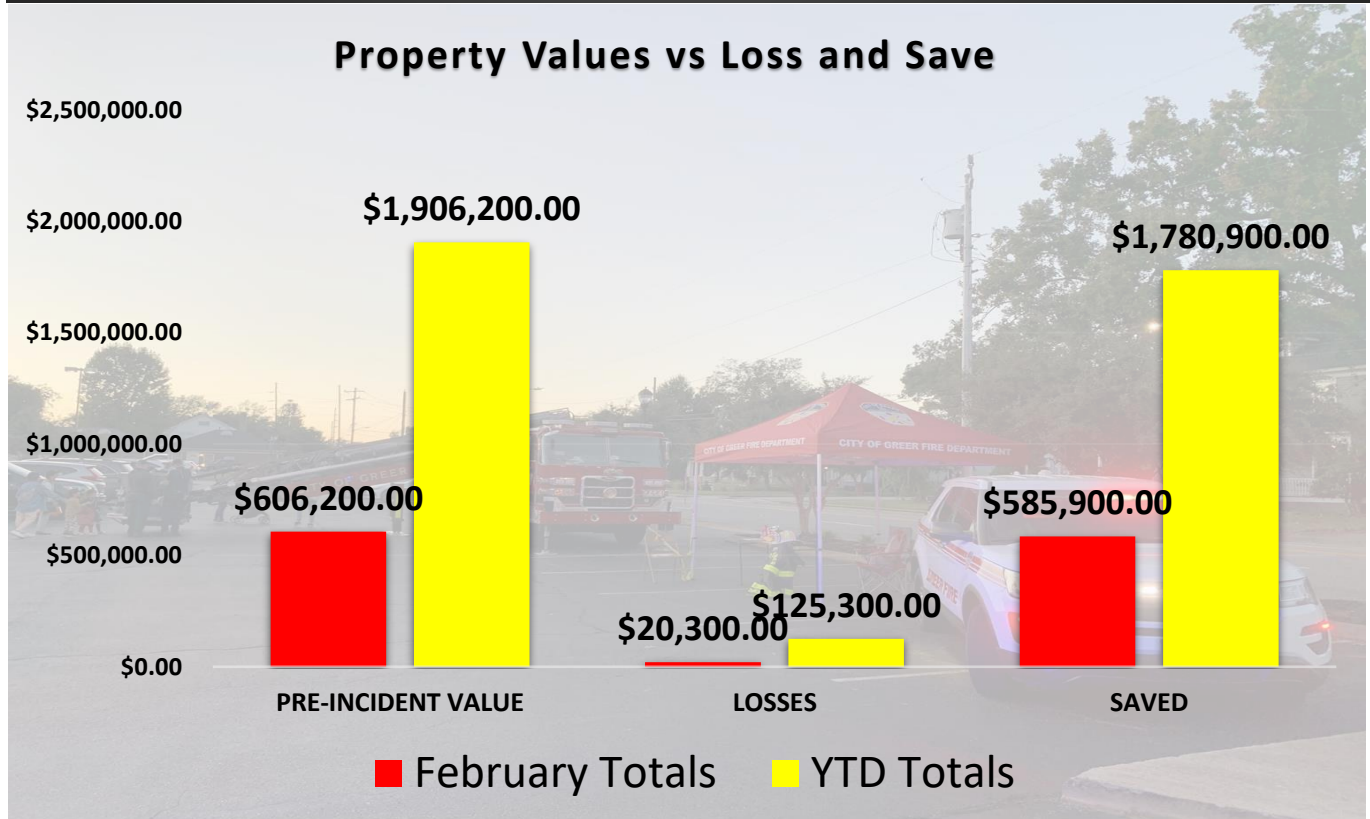
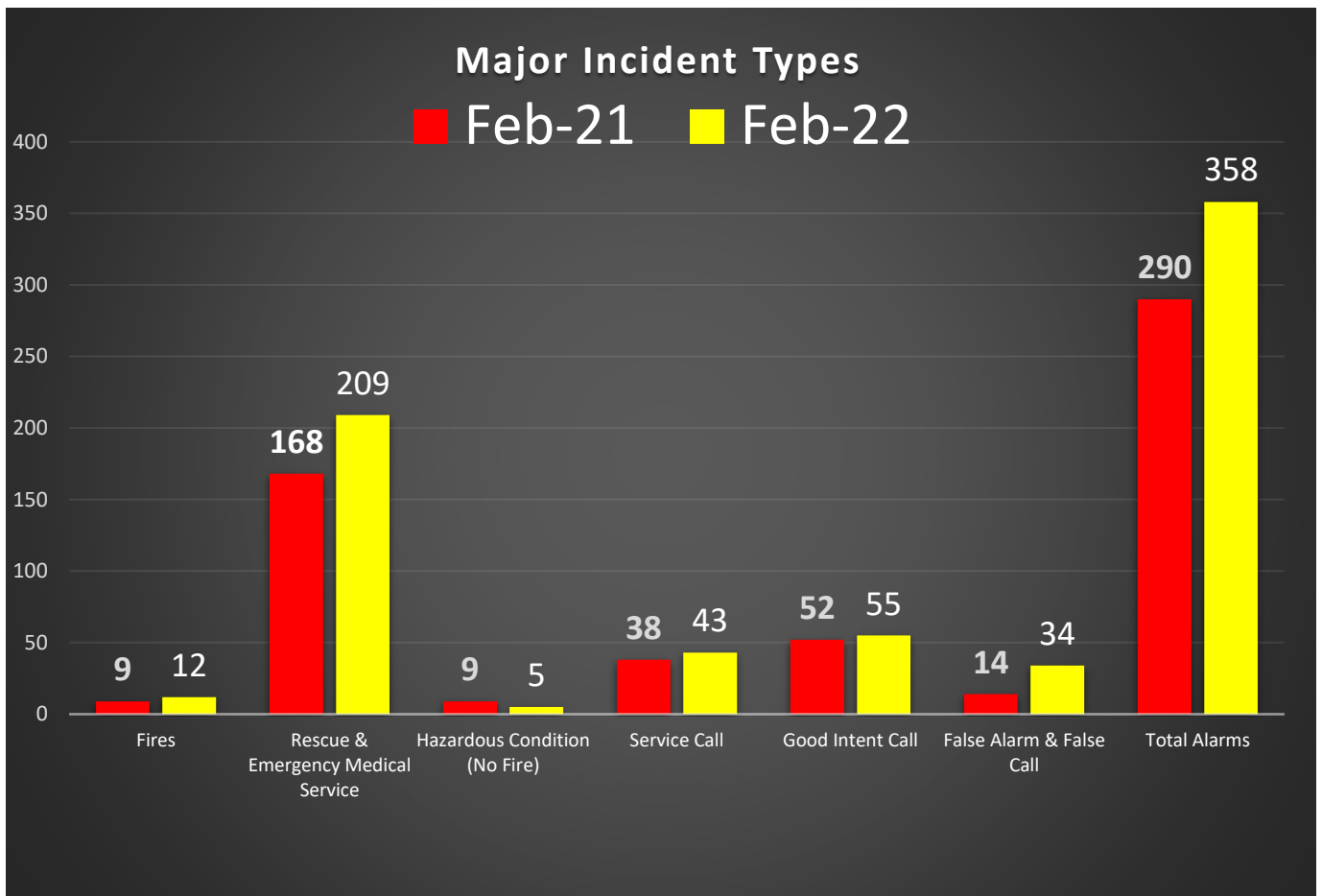


## Training:

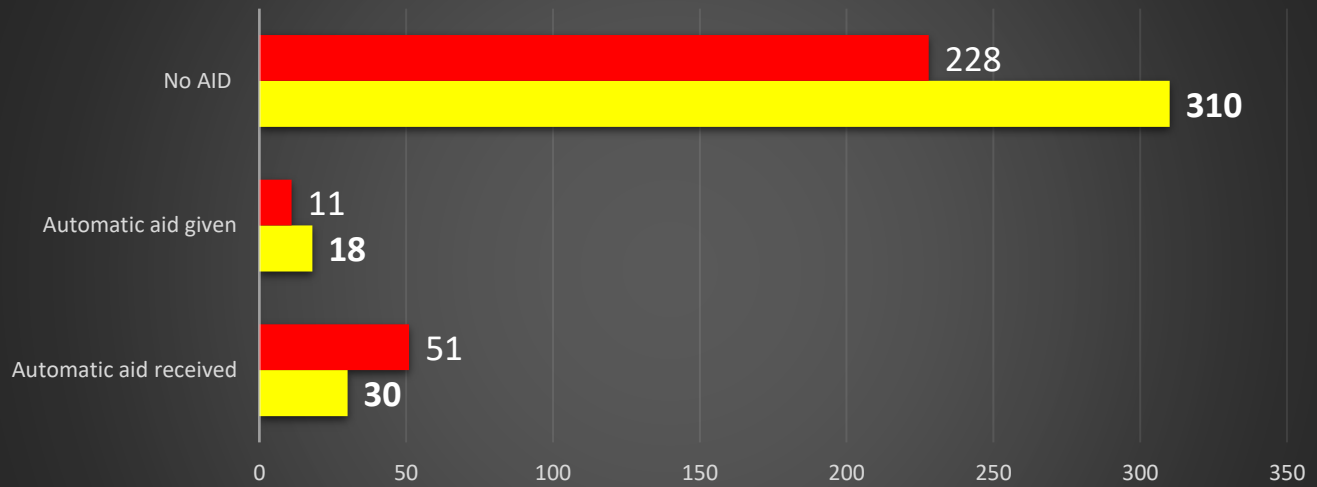
In February, TW41 B-Shift crew worked with new relief driver Chase Dotson on aerial operations and placement.







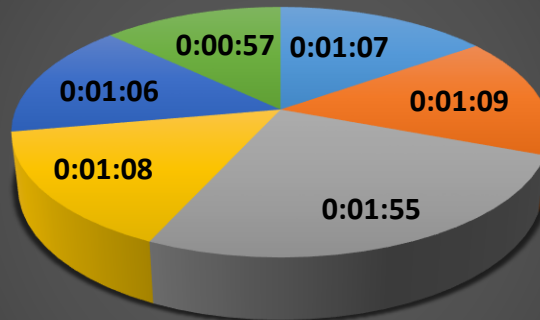
## AID GIVEN AND RECEIVED



■ Feb-21

■ Feb-22

## APPARATUS TURNOUT TIME (min) (Dispatch to Enroute)



■ BAT41

■ EN41

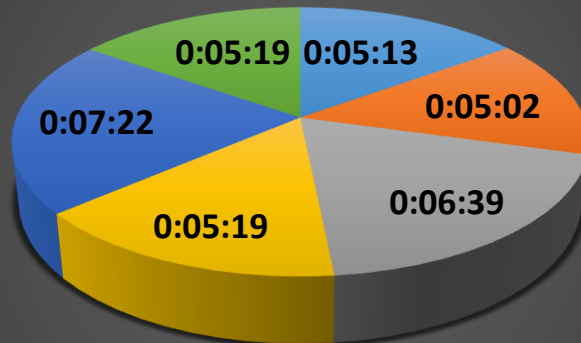
■ EN42

■ EN56

■ TW41

■ QRV41

## Apparatus Response Times (Dispatch to Arrive On Scene)



■ BAT41

■ EN41

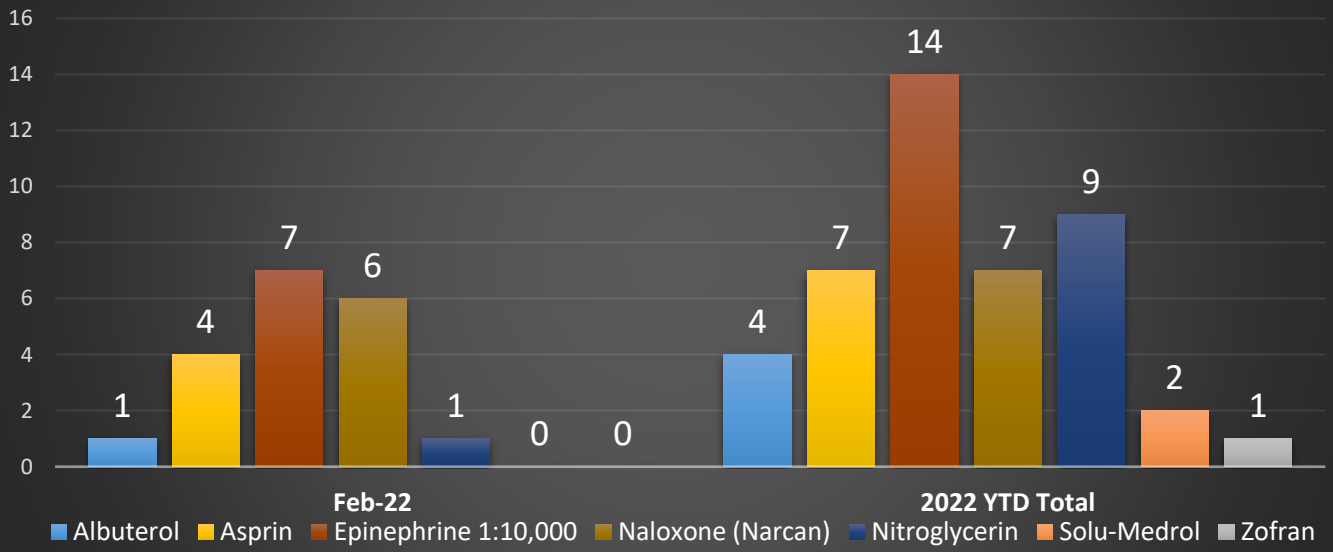
■ EN42

■ EN56

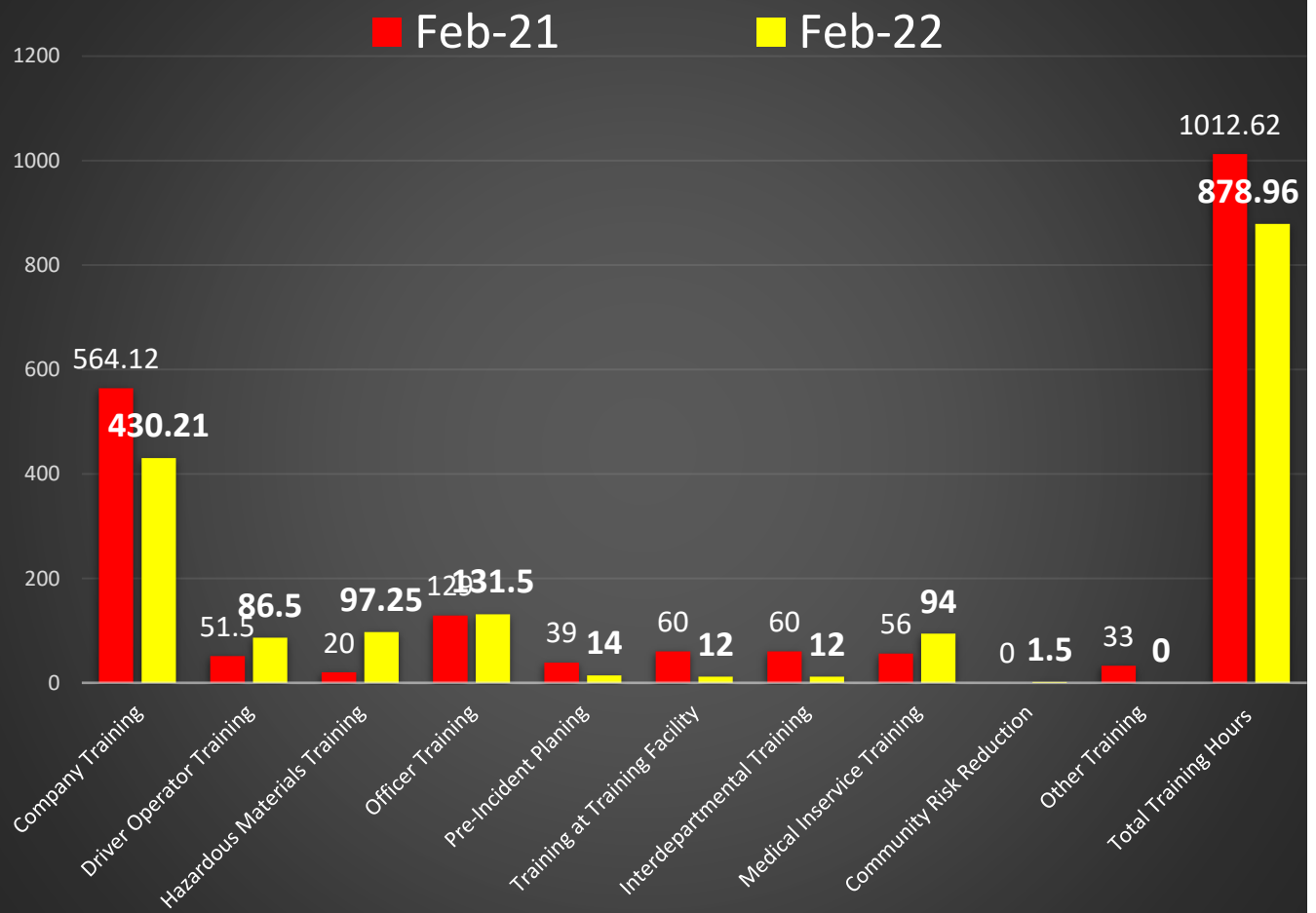
■ TW41

■ QRV41

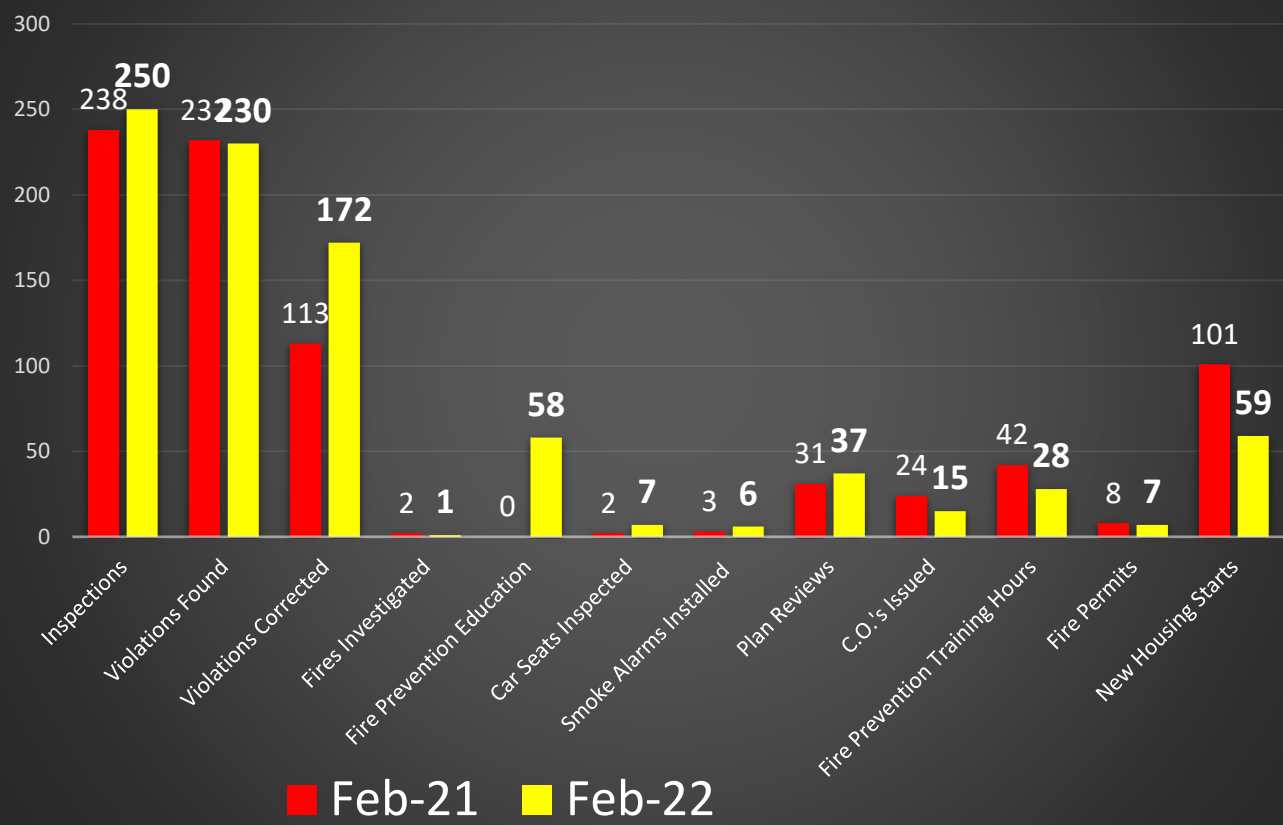
## Medication Administration Breakdown



## Training



# Office of the Fire Marshal



<b>NFPA REPORT</b> FIRES IN STRUCTURES BY FIXED PROPERTY USE (OCCUPANCY)		NUMBER OF INCIDENTS	DEATHS	INJURIES	EST. PROP. DAMAGE
1	Private Dwellings (1 or 2 family), including mobile homes (FPU 419)	4	0	0	\$20,000.00
2	Apartments (3 or more families) (FPU 429)	2	0	0	\$5,000.00
3	Hotels and Motels (FPU 449)	0	0	0	\$0.00
4	All Other Residential (dormitories, boarding houses, tents, etc.) (FPU 400, 439, 459-499)	0	0	0	\$0.00
5	TOTAL RESIDENTIAL FIRES (Sum of lines 1 through 4)	6	0	0	\$25,000.00
6	Public Assembly (church, restaurant, clubs, etc.) (FPU 100-199)	0	0	0	\$0.00
7	Schools and Colleges (FPU 200-299)	0	0	0	\$0.00
8	Health Care and Penal Institutions (hospitals, nursing homes, prisons, etc.) (FPU 300-399)	0	0	0	\$0.00
9	Stores and Offices (FPU 500-599)	0	0	0	\$0.00
10	Industry, Utility, Defense, Laboratories, Manufacturing (FPU 600-799)	2	0	0	\$0.00
11	Storage in Structures (barns, vehicle storage garages, general storage, etc.) (FPU 800-899)	0	0	0	\$0.00
12	Other Structures (outbuildings, bridges, etc.) (FPU 900-999)	0	0	0	\$0.00
13	TOTAL FOR STRUCTURE FIRES (Sum of lines 5 through 12)	8	0	0	\$25,000.00
14a	Fires in Highway Vehicles (autos, trucks, buses, etc.) (IT 131-132, 136-137)	1	0	0	\$0.00
14b	Fires in Other Vehicles (planes, trains, ships, construction or farm vehicles, etc.) (IT 130, 133-135, 138)	1	0	0	\$100,000.00
15	Fires outside of Structures with Value Involved, but Not Vehicles (outside storage, crops, timber, etc.) (IT 140, 141, 161, 162, 164, 170-173)	2	0	0	\$0.00
16	Fires in Brush, Grass, Wildland (excluding crops and timber), with no value involved (IT 142-143)	3	0	0	\$0.00
17	Fires in Rubbish, Including Dumpsters (outside of structures), with no value involved (IT 150-155)	3	0	0	\$0.00
18	All Other Fires (IT 100, 160, 163)	2	0	0	\$0.00
19	TOTAL FOR FIRES (Sum of lines 13 through 18)	19	0	0	\$125,300.00
20	Rescue, Emergency Medical Responses (ambulances, EMS, rescue) (IT 300-381)	456	0	0	\$0.00
21	False Alarm Responses (malicious or unintentional false calls, malfunctions, bomb scares) (IT 700-746)	68	0	0	\$0.00
22	Mutual Aid Responses Given	0	0	0	\$0.00
23a.	Hazards Materials Responses (spills, leaks, etc.) (IT 410-431)	5	0	0	\$0.00
23b	Other Hazardous Responses (arcing wires, bomb removal, power line down, etc.) (IT 440-482, 400)	7	0	0	\$0.00
24	All Other Responses (smoke scares, lock-outs, animal rescues, etc.) (IT 200-251, 500-699, 800-911)	211	0	0	\$0.00
25	TOTAL FOR ALL INCIDENTS (Sum of lines 19 through 24)	766	0	0	\$125,300.00

Category Number:  
Item Number: 5.



**AGENDA**  
**GREER CITY COUNCIL**  
3/22/2022

**Municipal Court Activity Report - February 2022**

**ATTACHMENTS:**

Description	Upload Date	Type
▯ Municipal Court Monthly Report February 2022	3/3/2022	Backup Material



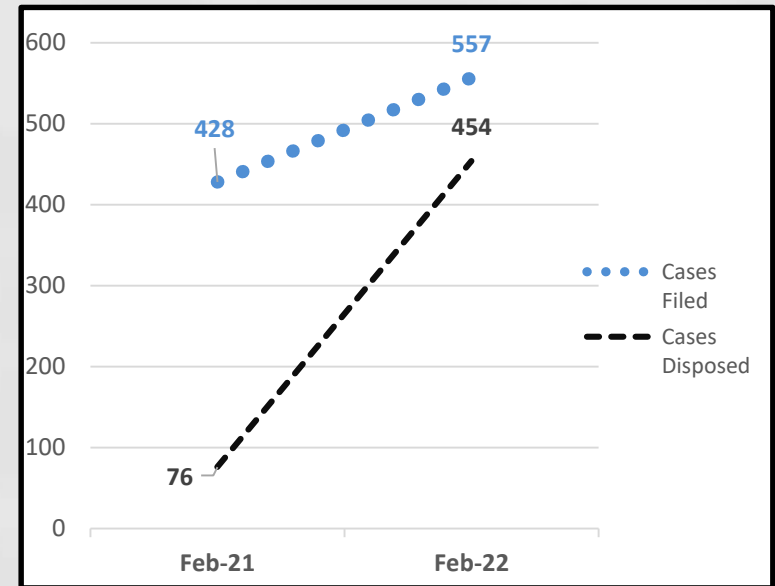
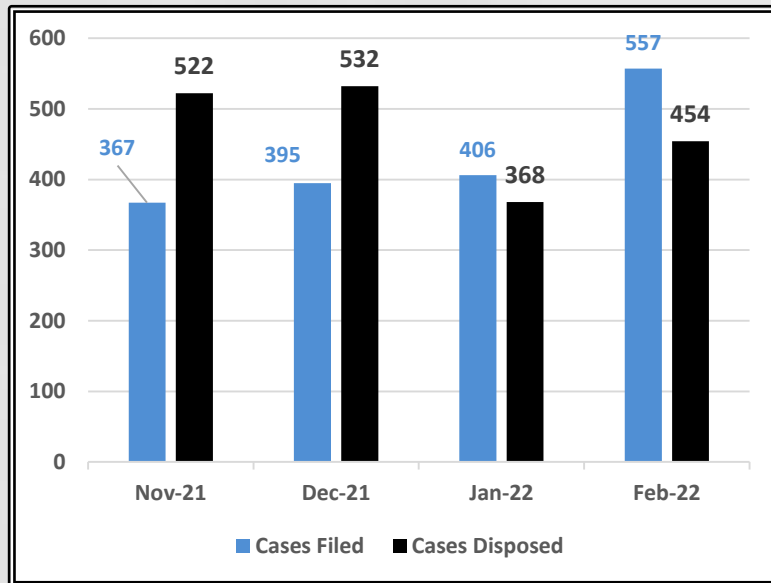
# MUNICIPAL COURT

Monthly Report  
February 2022

## *Traffic, Criminal and City Ordinances*

*Total cases disposed: 454*

*Total cases filed by officers: 557*



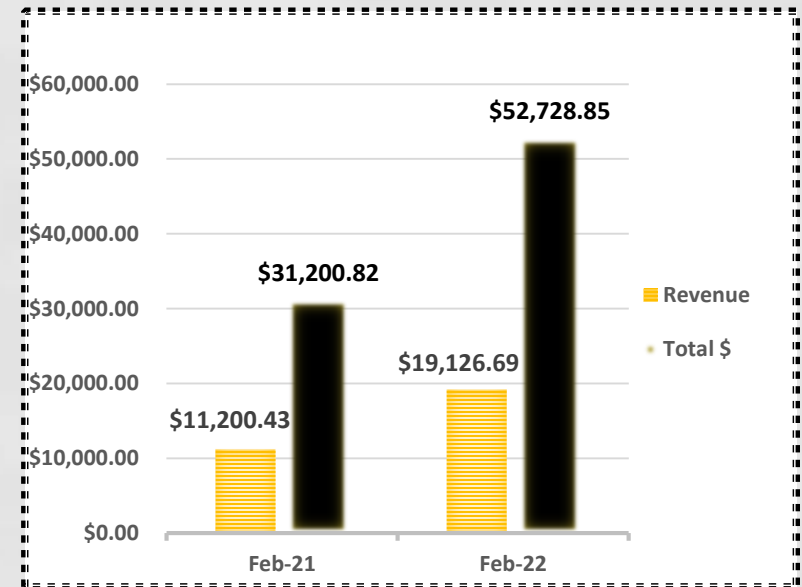
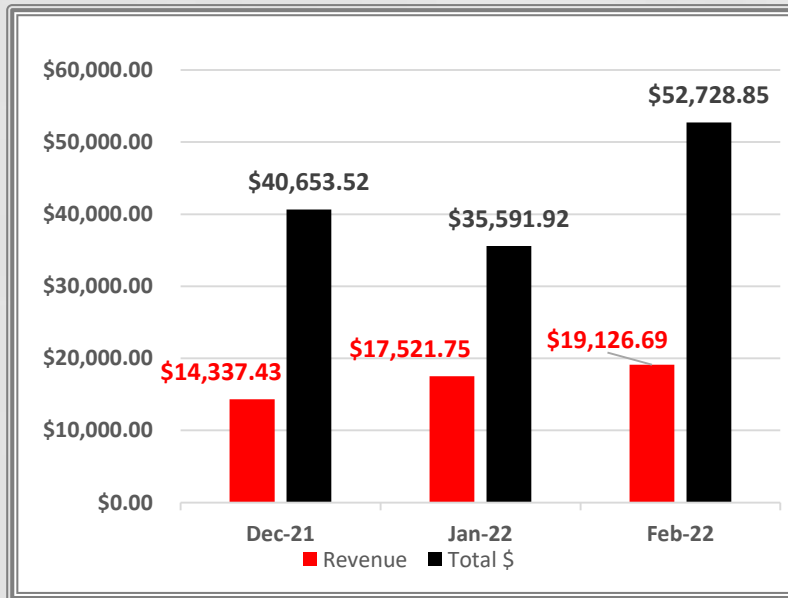
## *Arrest Warrants, Bench Warrants & Search Warrants*

Arrest Warrants issued	106
Arraignments-# of defendants	117
Arraignments-# of charges	247
Bench Warrants issued	11
Bench Warrants served	13
Search Warrants issued	8



## Revenue

Total Revenue	\$19,126.69
Sent to State Treasurer	\$25,056.40
Victim Assistance Funds	\$ 3,056.73
<b>Total Collected</b>	<b>\$52,728.85</b>



## ACTIVITY

- Traffic Court was held February 2, 9, 16 and 23.
- DV Court was held February 10.
- Preliminary Hearings were held February 4.
- Pretrial Conferences were held February 25.
- K. Pressley attended MCAA in Columbia as a trainer/speaker February 15-16.

Category Number:  
Item Number: 6.



**AGENDA**  
**GREER CITY COUNCIL**  
3/22/2022

**Parks, Recreation and Tourism Activity Report - February 2022**

**ATTACHMENTS:**

Description	Upload Date	Type
▢ Parks, Recreation and Tourism Activity Report February 2022	3/17/2022	Cover Memo

# **Parks, Recreation and Tourism**

## **February 2022 Monthly Report**

### **Current/Ongoing Projects**

#### **Wards Creek Trail System & South Tyger River Greenway**

- On February 22, staff met with Tripp Barrineau, with Keck and Wood, along with staff from GIS, Engineering and Building and Development Standards Departments to discuss master plans for the Wards Creek Trail and South Tyger River Greenway.

#### **Greer Golf**

- The contract for professional services was received and is currently being reviewed.

#### **Needmore Recreation Center Pickleball Courts**

- With no contractors placing a bid in January or February, the project was submitted for rebid with bids due on March 18 to Greenville County Redevelopment Authority.

#### **Tryon Recreation Center Pickleball Courts**

- The contractor will begin work with the return of weather. The weather will need to be 53° or higher for the court resurfacing and paint to cure.

#### **Victor Park**

- The City of Greer Project Manager submitted the project for rebid. The pre-bid meeting will be held on March 17 with the bid opening scheduled for March 24.

#### **H.R. Turner Park**

- Red Watson participated in a mandatory Land and Water Conservation Fund virtual workshop on February 11. Staff met with Dan Dodd of The Dodd Studio to discuss the next steps in the H.R. Turner Renovations Project.

### **Department Highlights**

#### **Administration**

- Staff met with Ron Hamlin of Virtual Reload E-Sports Gaming, on February 2, to discuss future potential programming opportunities.
- On February 10, staff met with Brent Munnerlyn of Munnerlyn Pyrotechnics (Lexington, SC) to discuss close proximity vs traditional fireworks shows.
- Ann Cunningham and Steve Owens participated in a virtual meeting with members of Stamp (a marketing firm) to discuss how to attract a new audience for our programs and facilities.
- Staff met with all Parks, Recreation and Tourism Division supervisors to discuss the growing event vendor needs and to create a set of procedures to simplify the application process for event vendors.

### **Division Highlights**

#### **Athletics**

- Twenty-four teams with over 200 players competed at Victor Gym in basketball league play.
- End of season tournament for all 10U and 12U youth basketball teams were held February 1-16 at Victor Gym.
- Hosted the 8U Western District All Star Basketball Tournament at Victor Gym the weekend of February 27.
- Competed in NUWAY regional wrestling tournaments in Newberry on February 5 and Anderson on February 19.

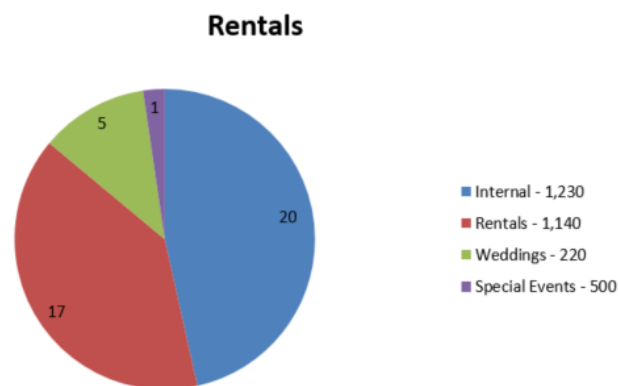
- Registrations were completed for recreation and academy baseball, recreation and academy soccer and fast pitch softball for the spring 2022 seasons.
- Baseball Field FF&E project to replace all L-Screens was completed prior to the start of the spring season.
- Rugby teams competed in Rugby festivals in Alpharetta and Roswell, GA every weekend in February.
- Teams from North Carolina, Georgia and South Carolina competed in the Rugby Match Day at Country Club Road Park on February 27.

### **Cultural Arts**

- On February 1, the Created by Black Artists Exhibition reception was held at the Center for the Arts. Approximately 150 people were in attendance. Nationally known poet, Glenis Redmond was the guest speaker. Food was provided by White Wine and Butter. One piece of artwork from each of the 15 participating artists was hung at Greer City Hall and the Center for the Arts. The exhibit has attracted an array of visitors throughout the month.
- On February 3, local art teacher, Anna Humphries toured the Center for the Arts facility.
- Martha Grattan taught a polymer clay class on February 5.
- Interviews were conducted via ZOOM on February 13 for How I Became a Pirate with the GCAC Student Board.
- On February 14, GCAC held their Student Board Meeting via Zoom and the Adult Board Meeting in person at the Center for the Arts.
- On February 22, Robin Byouk spoke at Southside Christian School regarding careers in art.
- Robin Byouk met with the International Dance Conservancy on February 25 to assist with grant writing and contacts.
- Foothills Philharmonic string quartet performed at the Center for the Arts on February 26 with 60 people in attendance.
- Ceramic classes have been postponed due to the instructor, Gary Huntoon, undergoing emergency surgery.
- The Center for the Arts participated in the Metropolitan Arts Council First Friday's Greenville Art Crawl. All Artists in Residence were in attendance at the Center for the Arts.

### **Events**

- Currently finalizing all entertainment and vendors for the International Festival.
- Hosted Rogers Group Inc. for their annual five-day training at City Hall.
- The Ambassadors continued to provide excellent customer service to our citizens. After completing its 3<sup>rd</sup> full year of service, the ambassadors picked up 9,275 guests in downtown Greer Station. In three years of service, they have picked up **28,323** guests.



### **Golf**

- Play rebounded well from the snow event in January with several days posting revenue from \$1,500 - \$2,000 each day.

- On February 10, staff met with architect Jeff Lawrence of Lawrence Golf Design in Greer, SC, to discuss a grass remediation/maintenance plan for the upcoming growing season.
- Bids were opened on February 18 for the Early-Order Programs for grounds granular and chemical grass treatments. The bids are currently being reviewed.
- Grading on the new practice tee surface is complete. Staff are working on irrigation upgrades, and pricing for sod and sprigs to complete the project.
- Staff are working with Stanley Martin Homes to secure a partnership to include a paid membership for one year with the purchase of a new home. This offer is for the subdivision being built directly across from the course.

### **Recreation**

- Completed Youth and Senior GCRA fiscal year 22/23 applications for the CDBG Grant funding.
- Summer Camp information packets were released to the public. City of Greer residents' registration will open on March 14 and on March 21 for all registrations.
- Seniors Out and Around (SOAR):
  - Concluded a Coastal Line Dancing program at the Cannon Centre on Mondays.
  - Hosted a Euchre Card Game Day at Victor Gym on February 10.
- Rentals:
  - Kids Planet Shelters 33
  - Recreation Centers 5

<b><u>Upcoming Events</u></b>	<b><u>Current Projects</u></b>
<ul style="list-style-type: none"> <li>• Sunday Brunch Markets – March 13 and April 10 (City Park)</li> <li>• Created by Black Artists Exhibition – January 25-March 15 (City Hall and Center for the Arts)</li> <li>• Foothills Philharmonic – March 12, April 9 (Center for the Arts)</li> <li>• Little Mermaid Jr – March 4-6 and 11-13 (Cannon Centre)</li> <li>• Food Truck Rollout – March 17 (City Park)</li> <li>• Greer 76ers Rugby Festival – March 19 (Country Club Road Park)</li> <li>• Opening Day Baseball/Softball – April 2 (Century Park)</li> <li>• Easter Eggstastic – April 9 (Century Park)</li> <li>• International Festival – April 23 (City Park)</li> <li>• Asian American-Pacific Islander Arts Exhibition Reception – April TBA</li> <li>• Greer Farmers Market – May 3-August 30, Tuesdays (City Park)</li> <li>• Greer Children's Theatre Performance – May 6-15 (Cannon Centre)</li> <li>• Arts in Bloom Craft Fair – May 7 Tentative (Center for the Arts)</li> <li>• Tunes in the Park – May 14 (City Park)</li> <li>• Food Truck Rollout – May 14 (City Park)</li> </ul>	<ul style="list-style-type: none"> <li>• Greer Golf Redesign Clubhouse &amp; Pool Area</li> <li>• Cannon Centre Deck Renovation</li> <li>• H.R. Turner Park</li> <li>• South Tyger River Greenway</li> <li>• Wards Creek Trail System</li> <li>• Needmore Recreation Center Pickleball Courts</li> <li>• Tryon Recreation Center Pickleball Courts</li> </ul>

***The City of Greer Parks and Recreation Department is committed to fulfilling our mission of providing quality recreational experiences while administering the values of community image, human development, preservation of environmental resources, health and wellness, economic development, and cultural unity.***

Category Number:  
Item Number: 7.



**AGENDA**  
**GREER CITY COUNCIL**  
3/22/2022

**Police Department Activity Report - February 2022**

**ATTACHMENTS:**

Description	Upload Date	Type
☐ Police Department Activity Report - February 2022	3/16/2022	Backup Material

# GREER POLICE DEPARTMENT

February 2022 Monthly Report



## GREER POLICE DEPARTMENT

February 2022 Monthly Report

### Command Staff

Chief Hamby

Captain Pressley

Lt. Fortenberry-

Administrative Division

Lt. Blackwell-

Operations Division

Lt. Richardson-

Patrol Division

Lt. Varner-

Investigations Division



Recruitment Fair at  
North Greenville  
University

## Lt. Fortenberry- Administrative Division

### Staffing Report

2022 Greer Police Department Staffing Report				
Department	Total Allocated Positions	Current Staffing Level	Individuals on Light Duty, FMLA, or Military Leave	Positions to Fill
Sworn Officers	64 FT / 1 PT	57 FT / 0 PT	1	7 FT / 1 PT
Communications	12 FT	8 FT	0	4 FT
Detention	7 FT	7 FT	0	0 FT
Administrative	7 FT / 1 PT	6 FT / 1 PT	0	1 FT / 0 PT
Animal Control	1 FT	1 FT	0	0
Total	91 FT / 2 PT	79 FT / 1 PT	1	12 FT / 1 PT

### Volunteer Hours

Citizen's Academy Volunteer Hours 2022		
Month	Monthly Total	Total YTD
January	62	62
February	125	187
March		
April		
May		
June		
July		
August		
September		
October		
November		
December		

### Training Report

Departmental Training Report 2022				
Month	Classes	# Of Students	# Of Class Hours	Total Training Time
January	6	71	25	395
February	9	114	52	459
March				
April				
May				
June				
July				
August				
September				
October				
November				
December				
Total YTD	15	185	77	854



## Lt. Fortenberry- Administrative Division

Monthly Records and Data Entry 2022	
Reports Coded	448
Traffic citations entered into Database	1
Record Requests / FOIA	368
Incident & Supplemental Reports Entered/ Copied Over	470
Expungements Received	0
Expungements Researched/ Completed/ Sealed	0
Total Expungements Remaining	142
Criminal History Checks	9
SLED Submittal	1

### School Resource Officers Report

Daily Activities	Total
Conferences with Teachers/Admin Staff	42
Meetings with Students	73
Phone Conferences with Parents	16
Conferences with Parents (In-Person)	14
School Events	15
Class Room Visits	32
Incident Reports	4
Follow Ups	3
Training Classes	15

### Community Outreach



**Recruitment Fair at Bob Jones University**



**Student Mock Interviews at Greer Middle School**

## Lt. Blackwell- Operations Division

### Communications Center

Dispatch and Call Frequency	Jan-22	Feb-22	% Change From Previous Month	Year to Date 2021	Year to Date 2022	% Change from previous year
Number of 911 Calls	1,412	1,220	-13.6%	2,474	2,632	6.4%
Incoming 7-Digit Line Calls	4,672	4,370	-6.5%	9,514	9,042	-5.0%
Police Calls for Service	2,409	2,887	19.8%	4,741	5,296	11.7%
Fire Calls for Service	1,158	962	-16.9%	1,864	2,120	13.7%
Total Dispatched Calls	3,567	3,849	7.9%	6,605	7,416	12.3%

### Detention Center

Inmate and Process Total	Jan-22	Feb-22	% Change From Previous Month	Year to Date 2021	Year to Date 2022	% Change from previous year
Number of Adults Processed	85	114	34.1%	230	199	-13.5%
Transported to Greenville	24	23	-4.2%	55	47	-14.5%
Transported to Spartanburg	14	19	35.7%	37	33	-10.8%
Inmates Transport by Det.	19	21	10.5%	27	40	48.1%
Number of trips made by Det.	15	15	0.0%	22	30	36.4%
Inmates Transport by Patrol	19	21	10.5%	53	40	-24.5%
Number of trips made by patrol	17	16	-5.9%	40	33	-17.5%
Juveniles Processed	0	0	0	4	0	-100.0%
Hours Covered by Patrol	0	0	0	0	0	0

Det. Off. transported 50% of the inmates in February.

Det. Off. transported 50% of inmates year to date 2022.

## Lt. Blackwell- Operations Division

### Animal Control Services

Animal Control Activity	Jan-22	Feb-22	% Change from Previous Month	Year to Date 2021	Year to Date 2022	% Change from Previous Year
Calls for Service	136	0	-100%	275	136	-51%
Live Dogs Picked Up	9	0	-100%	11	9	-18%
Live Cats Picked Up	2	0	-100%	12	2	-83%
Traps Delivered	1	0	-100%	12	1	-92%
Follow Up Calls	14	0	-100%	29	14	-52%
Citations Issued	2	0	-100%	6	2	-67%

\*Officer Ruttgers began his Class 3 training this month. He was taken off the road and has done very minimal animal control duties. Lt. Blackwell and patrol have absorbed *most* of the animal control duties this month. NOTE: we came in on a Saturday and took five puppies, three adult dogs, and a duck from a condemned residence.

## Lt. Blackwell- Operations Division

### Property and Evidence/Court Security

<b>Evidence &amp; Time Management</b>	<b>Jan-22</b>	<b>Feb-22</b>	<b>% Change From Previous Month</b>	<b>Year to Date 2021</b>	<b>Year to Date 2022</b>	<b>% Change from previous year</b>
<b>Total Items Entered</b>	114	91	-20.2%	136	114	-16.2%
<b>New Items Entered</b>	102	91	-10.8%	136	102	-25.0%
<b>Items Purged</b>	61	190	211.5%	23	61	165.2%
<b>Items Released</b>	2	5	150.0%	12	2	-83.3%
<b>Cases Sent to Co 23 lab</b>	13	0	-100.0%	0	13	0
<b>Cases Sent to Co 42 lab</b>	8	0	-100.0%	0	8	0
<b>Hours Spent at Labs</b>	4.5	5	11.1%	0	4.5	0
<b>Hours Spent in Court</b>	35	32.5	-7.1%	18	35	94.4%

Off. Stacy took four cases to SLED.

Off. Stacy and Lt. Blackwell spent a day going through the “death” section of the property room and located a case for Det. Arterburn and Det. Prino. Several cases were identified that could be disposed of and disposal was completed.

## Lt. Richardson- Patrol Division

Police Patrol Activity	February-21	February-22	% Change	Last YTD	YTD	% Change
Citations issued	377	511	35.54%	1,040	887	-14.71%
Arrests	92	132	43.48%	219	210	-4.11%
Incident Reports	337	390	15.73%	651	716	9.98%
Collision Reports	119	131	10.08%	232	262	12.93%
Warning Citations	329	440	33.74%	808	774	-4.21%
Patrol Miles	31,536	39,073	23.90%	65,748	81,112	23.37%
Warrants Served	46	80	73.91%	136	132	-2.94%

## Proactive Efforts

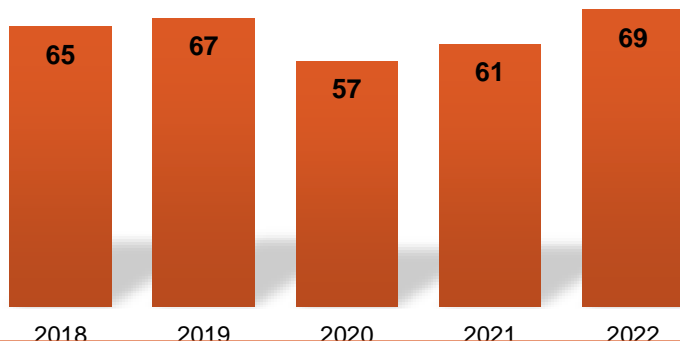
Monthly Patrol Proactive Policing						
DUI Arrests	Drug Charges	Driving Under Suspension	General Session Charges	Warrants Obtained	Drugs Seized	
2	19	115	49	76	Marijuana	235.6 grams
					Meth	16.3 grams
					Heroin	.01 grams
					Cocaine	.7 grams

## Lt. Varner- Investigations Division

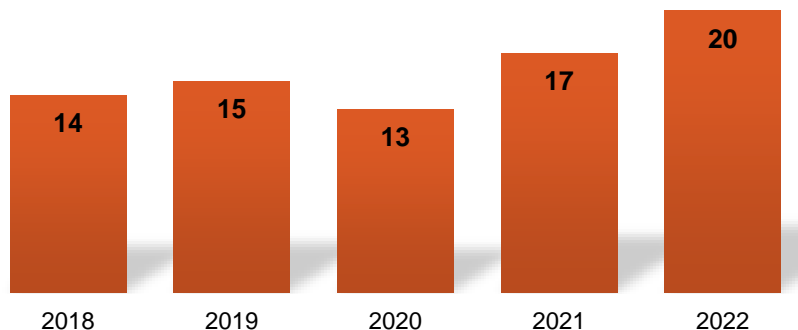
### Cases Assigned YTD

A total of thirty-nine new cases were assigned to CID in February 2022.

### CID Assigned Cases 2022 Total YTD



### White Collar Cases 2022 Total



### White-Collar Crimes

There were 10 assigned white-collar cases in February. These case types are trending higher at the start of this year, with more cases involving unknown offenders via social media and/or web scams.

## Lt. Varner- Investigations Division

### CID Closed Cases

The chart represents the total number of closed CID cases thru February 2022; broken down by crimes against persons and property crimes.

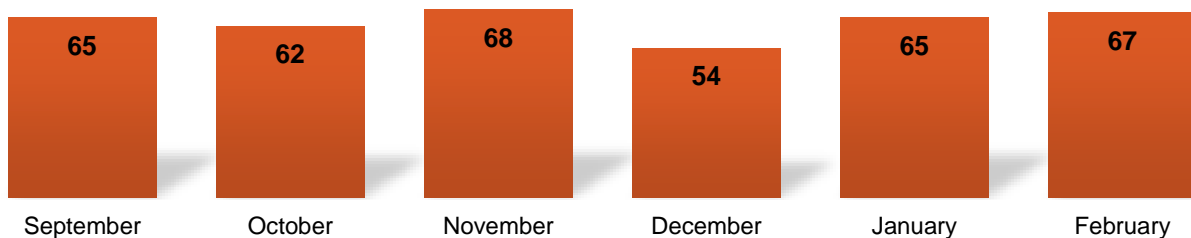
### CID Closed Cases - 2022 Total (Admin, Ex-Clear, No Status, Unfounded, Arrest)



### Crime Analyst

Crime Analyst Ellis left the agency at the end of 2021 and Clerk Chandler is filling in to assist as needed.

### New VA Cases February 2022



### New Victim Advocate Cases

There were sixty-seven new victims in February, and the average of new victims over the past six months is sixty-four. Both Victim Advocates spent a great deal of time after-hours this month assisting victims on cases being actively investigated and during bond hearings. VA Self attended the Greenville County DV meeting, and VA Weibel assisted the Richey family during a news conference, during which a new reward was announced.

## **Lt. Varner- Investigations Division**

### **CID TRAINING/OTHER**

- Sgt. Forrester and Cpl. Beaudin took ten firearm related cases to SLED for shell casings to be entered into the NIBIN database.
- Lt. Varner, Sgt. Forrester, Cpl. Beaudin, and Cpl. Wingard attended the annual Departmental Supervisor's Retreat.
- Cpl. Beaudin obtained warrants on, and arrested, Jakayla Justice for an Attempted Murder case in which she was involved in the Sunnyside area. Justice is also believed to be involved in another discharging a firearm case in which bullets struck buildings at Drummond Village Apartments.
- Cpl. Beaudin began assisting with the Girls on the Run program at Crestview Elementary School. She will meet with the group two times a week.



Category Number:  
Item Number: 8.



**AGENDA**  
**GREER CITY COUNCIL**  
3/22/2022

**Public Services Activity Report - February 2022**

**ATTACHMENTS:**

Description	Upload Date	Type
☐ Public Services Activity Report - February 2022	3/16/2022	Backup Material



**TO:** ANDY MERRIMAN, CITY ADMINISTRATOR  
TAMMY DUNCAN, CITY CLERK

**FROM:** PUBLIC SERVICES DEPARTMENT

**SUBJECT:** ACTIVITY REPORT FOR February, 2022

**DATE:** March 22, 2022

### **PUBLIC SERVICES CREW**

- Pulled up and repaired the storm drain at Hampton Ridge.
- Cleaned up the City's new building (Berry Ave) back lot.
- Took the street sweeping debris to landfill.
- Purchased a new wood chipper, used it on trees that were taken down, hauled off the wood chips.
- Filled cracks in road at BMW location.
- Unloaded new green carts and recycle bins.
- Hauled 5 loads of construction material to landfill.
- Hauled 1 load of E-Waste to landfill.
- Ran sweeper truck for 12 days in February.
- Ran one leaf truck for 12 days in February.
- Pulled up broken concrete and fixed sidewalk at E. Fairview.

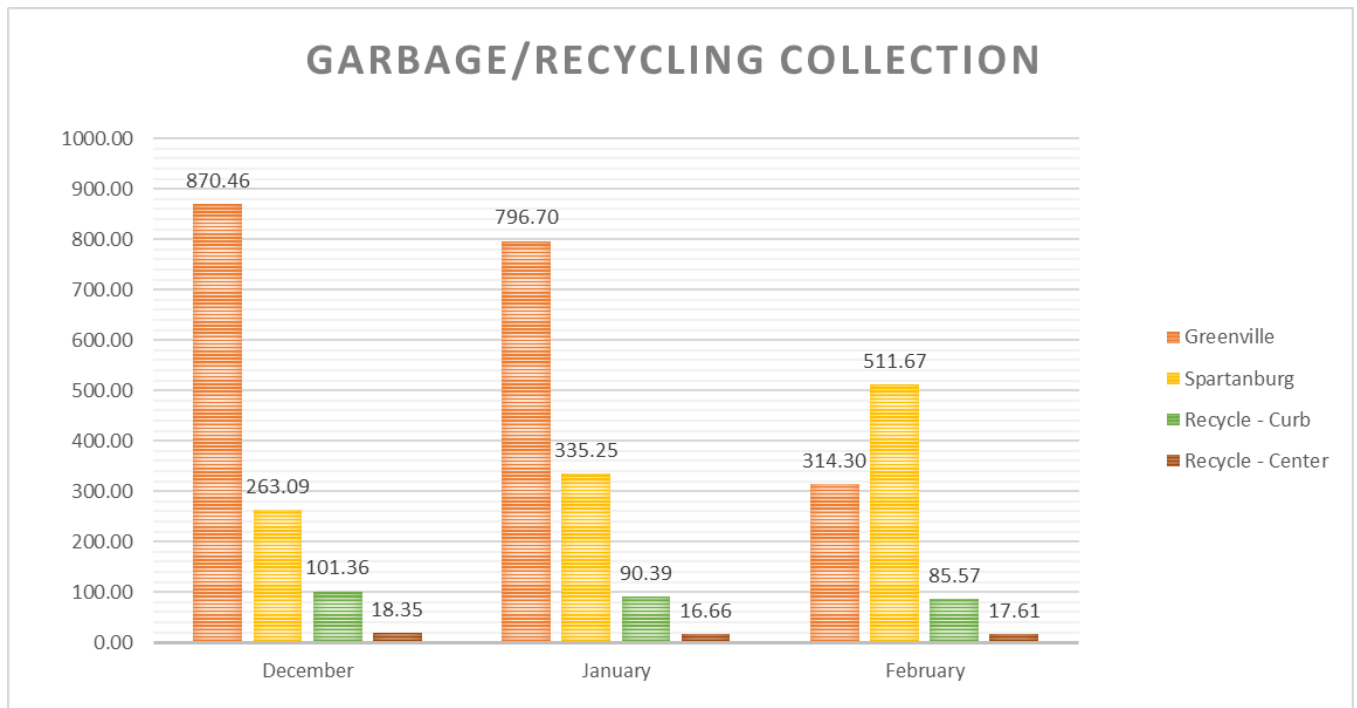
## CARTS DELIVERED

NEW HOME CARTS: 49

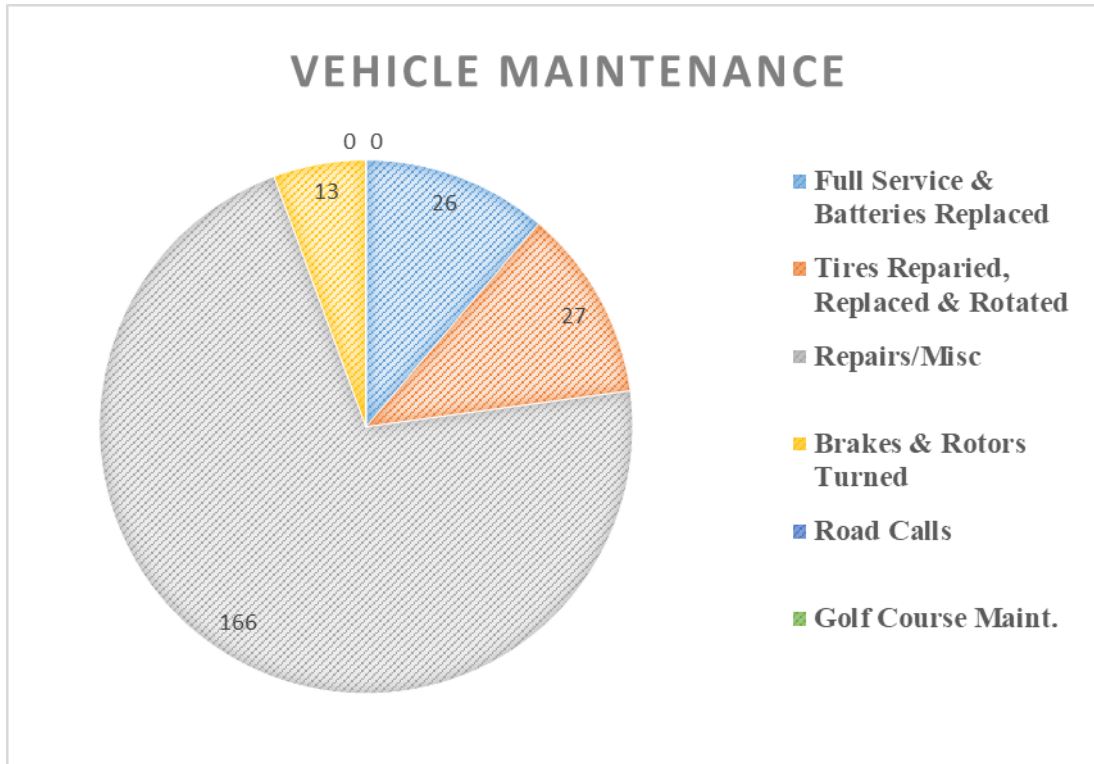
REPLACEMENT CARTS: 47

YARD WASTE CARTS: 3

DELIVERED RECYCLE BINS: 84



YTD Fiscal Year Totals: Greenville 5973.09 + Spartanburg 3203.71 = **9176.80 Total**



### **POTHOLES**

- Filled pot holes at Victor Hill Rd, S. Bumcombe and Able.

### **SIGNS REPAIRED/REPLACED**

- Repaired stop sign at Kirby and Hampton.
- Repaired street marker at Biblebrook and 290.
- Repaired street marker at Lorla.
- Repaired the chevron at Highland.

### **CPW STREET CUTS**

- Fixed 12 CPW road cuts on City Roads

Category Number:  
Item Number: 9.



**AGENDA**  
**GREER CITY COUNCIL**  
3/22/2022

**Website Activity Report - February 2022**

**ATTACHMENTS:**

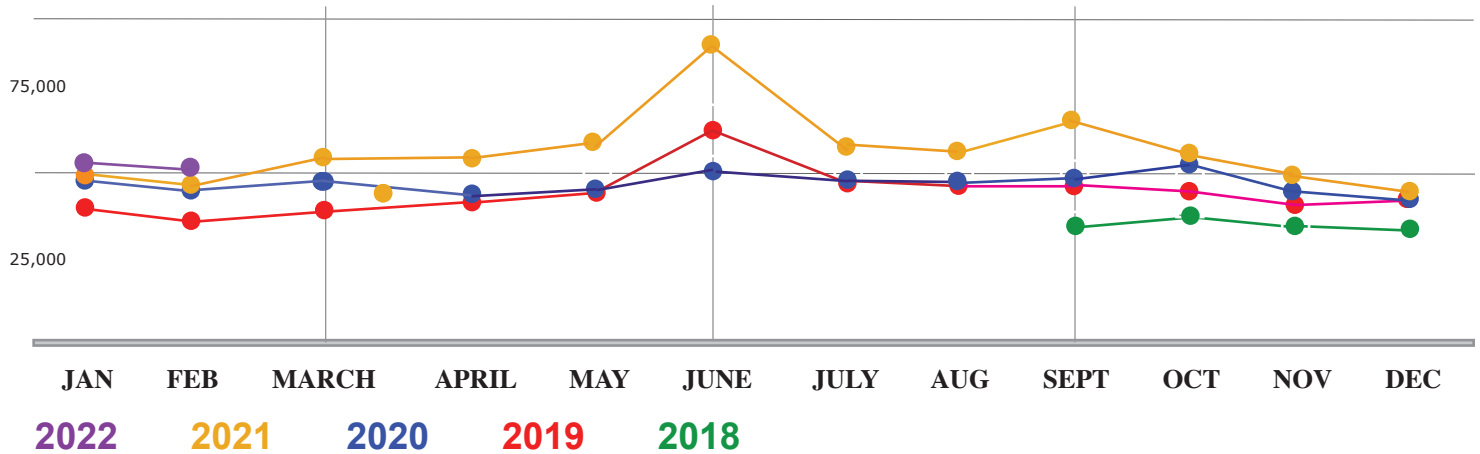
Description	Upload Date	Type
📎 Website Activity Report - February 2022	3/17/2022	Backup Material



# City of Greer Website

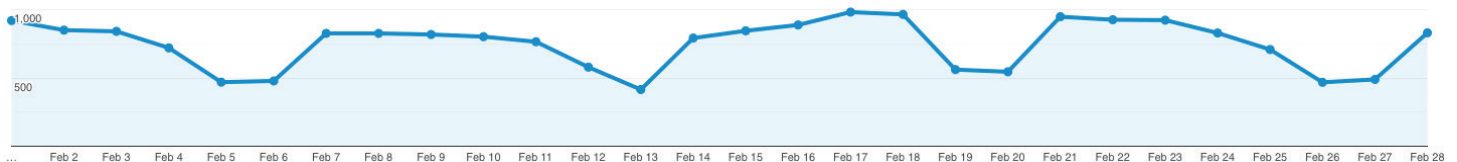
## February 2022 Monthly Report

### Total Page Views by Month



### Daily sessions at www.cityofgreer.org

February 1-28, 2022



### Visitors to www.cityofgreer.org

Total Users: 18,382 from 71 countries  
Desktop: 44.6 %  
Mobile: 54.2 %  
Tablet: 1.2 %

### Retention

Monthly Page Views: 51,072  
Avg Pages per Session: 2.16  
Average Time per Session: 1 minute 37 seconds

### Traffic Sources

Search Engines 61.6 %  
Direct Traffic: 30.7 %  
Social/Referral: 7.7 %

### Most Viewed Pages

1. Home
2. Events Center Rentals
3. Parks and Recreation
4. Youth Baseball
5. Century Park
6. Police
7. Youth Sports
8. Why live in the City of Greer?
9. City Departments
10. Kids Planet
11. Youth Basketball
12. Permits
13. Events
14. Recycling
15. Yard Waste

Category Number:  
Item Number: 1.



**AGENDA**  
**GREER CITY COUNCIL**  
**3/22/2022**

**First and Final Reading of Resolution Number 4-2022**

**Summary:**

A RESOLUTION ELECTING THE STANDARD ALLOWANCE FOR LOST REVENUES UNDER THE AMERICAN RESCUE PLAN (Action Required)

**Executive Summary:**

Andy Merriman, City Administrator

**ATTACHMENTS:**

Description	Upload Date	Type
▣ Resolution Number 4-2022	3/8/2022	Resolution

## **RESOLUTION NUMBER 4-2022**

### **A RESOLUTION ELECTING THE STANDARD ALLOWANCE FOR LOST REVENUES UNDER THE AMERICAN RESCUE PLAN**

**WHEREAS**, the Final Rule for Coronavirus State and Local Fiscal Recovery Funds, 31 C.F.R. Part 35 (the “Final Rule”), provides that American Rescue Plan Act Local Fiscal Recovery Funds (“ARPA Funds”) may be used for the provision of government services to the extent of the reduction in the recipient’s general revenue due to the public health emergency, 31 C.F.R. § 35.6(d);

**WHEREAS**, the Final Rule allows recipients to determine the reduction in general revenue by applying a standard allowance of \$10 million, 31 C.F.R. § 35.6(d)(1), or by applying a formula, 31 C.F.R. § 35.6(d)(2).

**WHEREAS**, the City of Greer, South Carolina (the “Municipality”), intends to apply the standard allowance of \$10 million to determine the reduction in its general revenue during the test period;

**NOW, THEREFORE, BE IT RESOLVED** as follows:

**Section 1.** The Council of the Municipality hereby elects to apply the standard allowance of \$10 million to calculate the reduction in its general revenue during the test period.

**Section 2.** The Municipality acknowledges that the Final Rule does not become effective until April 1, 2022. As noted in the Overview of the Final Rule provided by the United States Department of the Treasury, however, “recipients can choose to take advantage of the final rule’s flexibilities and simplifications now, even ahead of the effective date.” *See Coronavirus State & Local Fiscal Recovery Funds: Overview of the Final Rule*, U.S. Department of the Treasury, p. 5. The Municipality is hereby choosing to take advantage of such flexibilities and simplifications.

**Section 3.** The Municipality acknowledges that the standard allowance is limited to the amount of ARPA Funds actually received by the Municipality. The Municipality therefore declares that the reduction in its general revenue during the test period is equal to the lesser of (a) \$10 million, or (b) the amount of ARPA Funds awarded to and/or received by the Municipality.

**Section 4.** The Municipality will appropriate the ARPA Funds by budget ordinance, and will expend the ARPA Funds for qualifying purposes, before December 31, 2024.



**Section 5.** The City Administrator of the Municipality is hereby authorized and directed to provide such additional documentation, assurances, or certifications as may be required by the United States Government or the State of South Carolina in order to carry out the purposes of this resolution.

**DONE IN MEETING duly assembled this 22<sup>nd</sup> day of March, 2022.**

**CITY OF GREER, SOUTH CAROLINA**

---

Richard W. Danner, Mayor

**Attest:**

---

Tammela Duncan, Municipal Clerk

Approval Date: March 22, 2022

Category Number:  
Item Number: 2.



**AGENDA**  
**GREER CITY COUNCIL**  
**3/22/2022**

**First and Final Reading of Resolution Number 5-2022**

**Summary:**

ALLOCATION OF GREENVILLE COUNTY CDBG AND HOME FUNDS FOR PROGRAM YEAR 2022  
(Action Required)

**Executive Summary:**

Andy Merriman, City Administrator

**ATTACHMENTS:**

Description	Upload Date	Type
▣ Resolution Number 5-2022	3/16/2022	Resolution
▣ City of Greer FY 2022 Annual Action Plan PowerPoint Presentation	3/10/2022	Backup Material

## **RESOLUTION NUMBER 5-2022**

### **ALLOCATION OF GREENVILLE COUNTY CDBG AND HOME FUNDS FOR PROGRAM YEAR 2022**

**STATE OF SOUTH CAROLINA  
COUNTY OF GREENVILLE**

**CITY OF GREER**

**WHEREAS**, the City of Greer participates in the Greenville County Urban County Program; and

**WHEREAS**, the funds received by Greenville County available for allocation by the City of Greer are as follows:

	<u>CDBG</u>	<u>HOME</u>
City Allocation	<b>\$319,786</b>	<b>\$123,879</b>
Program Income	<b>\$ 40,000</b>	<b>\$ 43,000</b>
Total	<b>\$359,786</b>	<b>\$166,879</b>

**WHEREAS**, the HOME funds may only be used to increase the supply of decent affordable housing for modest income persons, and CDBG funds may only be used to assist low and moderate income persons, reduce or eliminate slum and community blight, or meet an urgent community need where no other funding is available; and

**WHEREAS**, a public hearing was held at **6:30 PM on March 8, 2022** at Greer City Hall to provide opportunity for the public and the Mayor and Council of the City of Greer to review, discuss, and propose projects and activities for which these funds should be allocated by Greenville County;

**NOW, THEREFORE, IT IS HEREBY RESOLVED** that the City of Greer accepts the allocation of funds as set forth above and budgets use of the funds as follows:

HOME funds – the amount of **\$136,879** or such other amount as may be received in HOME funds in the **2022** program year to be used for new home construction of

affordable housing and \$30,000 rental reserve activity on properties for eligible low and moderate income households in the City of Greer;

CDBG funds – the amount of **\$359,786** or such other amount as may be received in CDBG funds in the **2022** program year to be used for the following activities: **\$159,786** for community infrastructure improvements; **\$10,000** for façade improvements; **\$50,000** for demolition of slum and blight properties; **\$50,000** for Economic Development Loans; and, **\$30,000** in rental activity. A total of **\$60,000** in sub-recipient funding for public services/special programs will be allocated as follows: **\$7,000** to the City of Greer Needmore Youth Summer Program; **\$4,000** to the City of Greer Needmore Senior Program; **\$19,000** to the Creative Advancement Center Afterschool Program; **\$20,000** to the Greer Community Ministries; and, **\$10,000** to the Greer Relief and Resources Agency.

ANY CHANGE in CDBG and HOME funding allocations, increase or decrease in funding, will be distributed on a pro rata basis to all activities.

**PASSED, ADOPTED AND APPROVED, by the Council of the City of Greer on this 22<sup>nd</sup> day of March 2022**

**CITY OF GREER, SOUTH CAROLINA**

---

Richard W. Danner, Mayor

**Attest:**

---

Tammela Duncan, Municipal Clerk

**Reviewed:**

---

Andrew Merriman, City Administrator

# Greenville County Redevelopment Authority

## **Greenville County Annual Action Plan FY 2022 July 1, 2022 – June 30, 2023**

City of Greer Rest - Public Hearing March 8, 2022



# GCRA

# History and mission

- **Established in 1974. The Greenville County Redevelopment Authority (GCRA) takes a holistic approach to revitalize communities. GCRA works to improve the living conditions of the county's residents by building new homes, rehabilitating existing homes and improving the infrastructures within communities.**
- **Designated as the Administrator of Greenville County Entitlement Funds from HUD.**
- **Cooperative Agreement with Greenville County and five participating municipalities: Fountain Inn, Greer, Mauldin, Simpsonville and Travelers Rest. This is renewed every 3 years as required by HUD.**
- **Governed by a 12-member Board appointed by Greenville County Council.**

# **FY 2022 Annual Action Plan**

- The Annual Action Plan is Greenville County's Application to the Federal Government (US Department of Housing and Urban Development) proposing the use of Community Development Block Grant (CDBG), HOME and Emergency Solutions Grant (ESG).
- FY 2022 funds is for the period beginning July 1, 2022 to June 30, 2023.
- This funding period also marks the 3rd year allocation of funds and activities for the Greenville County's 2020-2024 Consolidated Plan.



# Community Development Block Grant (CDBG)

- At least 70% must be used for activities that benefit individuals with low to moderate incomes.
- All activities must meet one of three national objectives:
  - Benefit low- and moderate-income persons (by area or for limited clientele or presumed benefit).
  - Prevention or elimination of slums or blight
  - Urgent community development need (there must be an immediate threat to the health or welfare of community)



# Home Investment Partnership (HOME)

---

- A Federal grant program designed to help jurisdictions expand the supply and availability of decent and affordable rental and homeownership housing for low- and very low-income families and households.

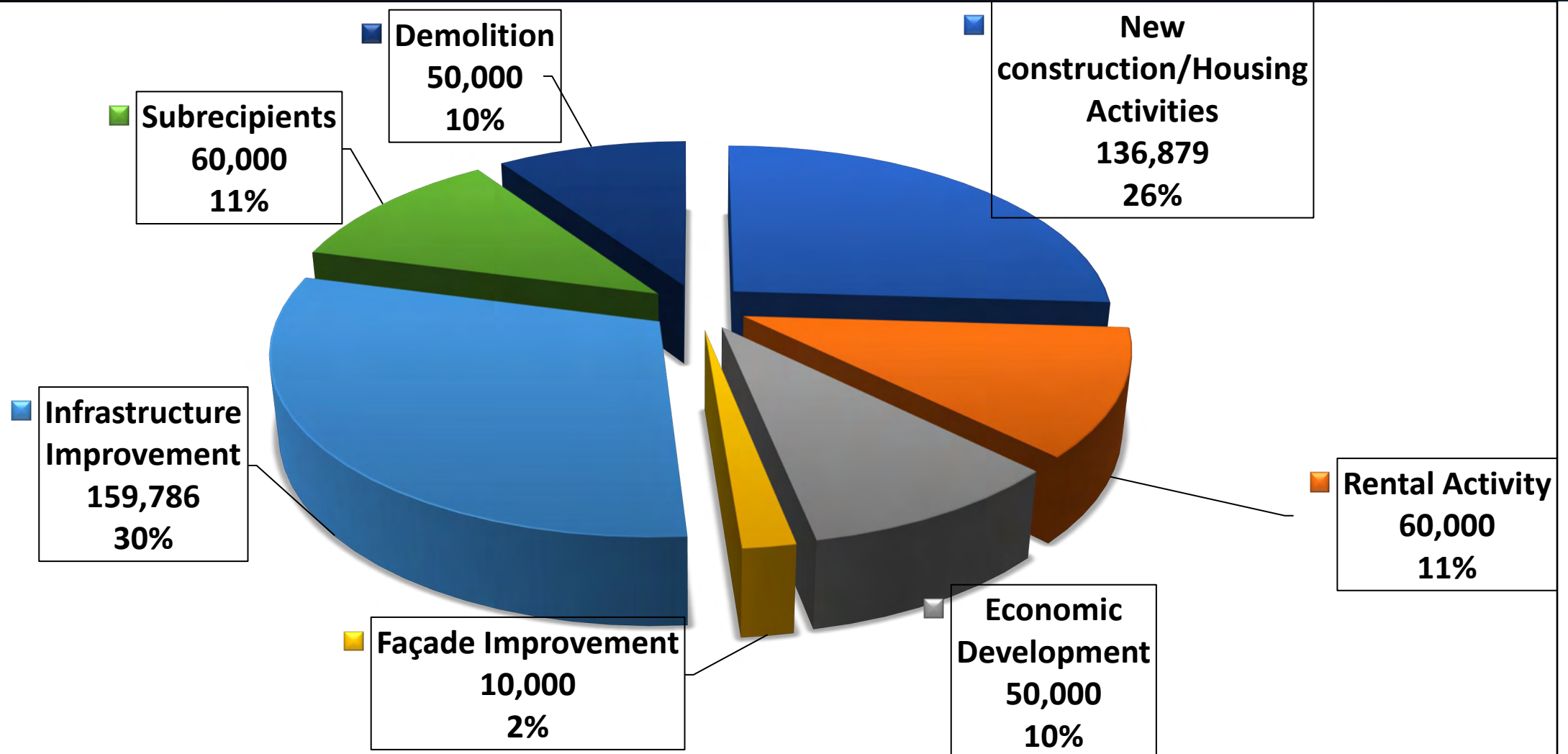


# City of Greer

Funding sources	Final PY 2020	Final PY 2021	Proposed FY 2022
CDBG	\$307,289	\$274,747	\$319,786
CDBG PI	\$100,000	\$50,000	\$40,000
HOME	\$108,238	\$103,836	\$123,879
HOME PI	\$293,000	\$293,000	\$43,000
TOTAL	\$808,527	\$721,583	\$526,665



# City of Greer - FY 2022 proposed allocation: \$526,665



# **GCRA – Housing Activities: HOME, CDBG, ESG & AHF**

---

## **Housing Activities**

- 1. Homeownership Units (New & Rehabbed - GCRA and Housing Partners)**
- 2. Rental Units – (New and Rehabbed - GCRA & Housing Partners)**
- 3. First Time Homebuyers Program (DPT & Closing Cost Assistance – CWC)**
- 4. Rental Assistance - Homelessness Prevention – At risk of homelessness**
- 5. Rental Assistance - Homelessness-Rapid Rehousing – Literally homeless**
- 6. Minor Home Repair Program (GCRA/Rebuild/Habitat/HomeWorks)**
- 7. Investor Program- Rental Rehab \*\* New**
- 8. Major – Homeowner Rehab – Program - GCRA**
- 9. MLF-Permanent Financing – GCRA funded homes**

# **GCRA- Community & Economic Development Activities (CDBG funds)**

- ☐ Infrastructure improvement
- ☐ Facility Improvement
- ☐ Demolition – address slum & blight
- ☐ Public Service activities – CDBG Subrecipients
- ☐ Neighborhood capacity building – GAP funds

## **Economic Development**

- ☐ Small Business Loans
- ☐ Façade Improvement Program

# **GCRA-COVID-19 Financial Relief Assistance**

- 1. ESG-CV**
- 2. CDBG-CV**

---

## **COVID-19 Direct Financial Assistance**

---

**Rental Assistance**

---

**Utility Assistance**

---

**Mortgage Assistance**

---

**Business Assistance**

---

**Food Supplies**

---

**Medical and safety supplies**

City of Greer  
FY 2022 CDBG – Public Service Activities  
Subrecipients Allocations: \$60,000

	Name of Public Service Agency	Proposed Use CDBG fund	Recommended Allocation
1	Greer Parks and Recreation – Needmore Youth Summer Program	Summer Program – supplies and materials Requested \$7,000	\$7,000
2	Greer Parks and Recreation – Needmore Senior Program	Beginner Clinics for Pick ball, game, balls, paddles, equipment: Pickleball machine Requested \$4,000	\$4,000
3	Creative Advancement Center	Afterschool Program –lease of facility, counselor, scholarships, supplies and	\$19,000

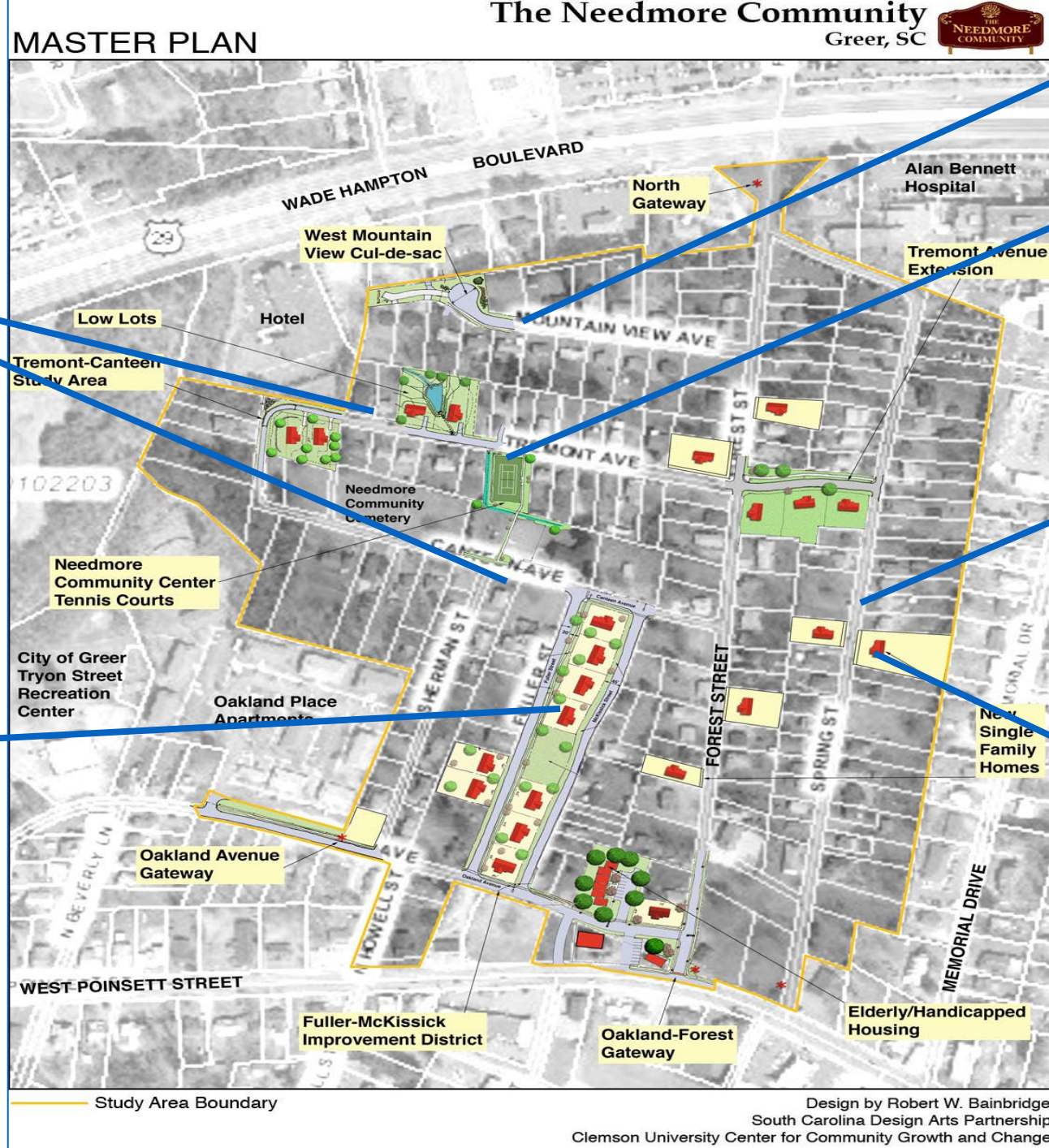
City of Greer  
FY 2022 CDBG Public Service Activities  
Subrecipients' Allocations

	Name of Public Service Agency	Proposed Use CDBG fund	Recommended Allocation
4	Greer Community Ministries, Inc.	Home Bound Meals, Food Pantry Program, Requested \$20,000	\$20,000
5	Greer Relief & Resources	Emergency financial assistance towards rent/utility payments, prescription for LMI, case management and Charity Tracker. Requested \$24,000	\$10,000



City of Greer  
FY 2022 Proposed – HOME & AHF fund  
Housing Partner Allocations

Name of Organization		Proposed Use HOME fund	Amount of Request
1	Nehemiah CRC Target population: 51-80% AMI  Needmore Community	New construction – Homeownership. 2 Unit  Total Project Cost: 370,531 Per Unit cost: \$185,266	<b><u>\$132,000</u></b> \$66,000 – HOME \$66,000 – GC Affordable Housing Fund
<b>Total</b>		<b>Total project Cost \$370,531</b>	<b>\$132,000 – Approved \$66,000 – HOME \$66,000 - GCAHF</b>



Tremont- Canteen  
Infrastructure project -  
completed

GLDTC & GCRA

Nehemiah  
Housing project –  
completed and sold  
one homeownership  
unit – Jan. 2021

Income eligibility survey

Tennis Court – Reuse of site  
for Pickle ball: Bid process

FY 2017-2018 Spring  
Street Infrastructure  
project - completed

GLDTC & GCRA

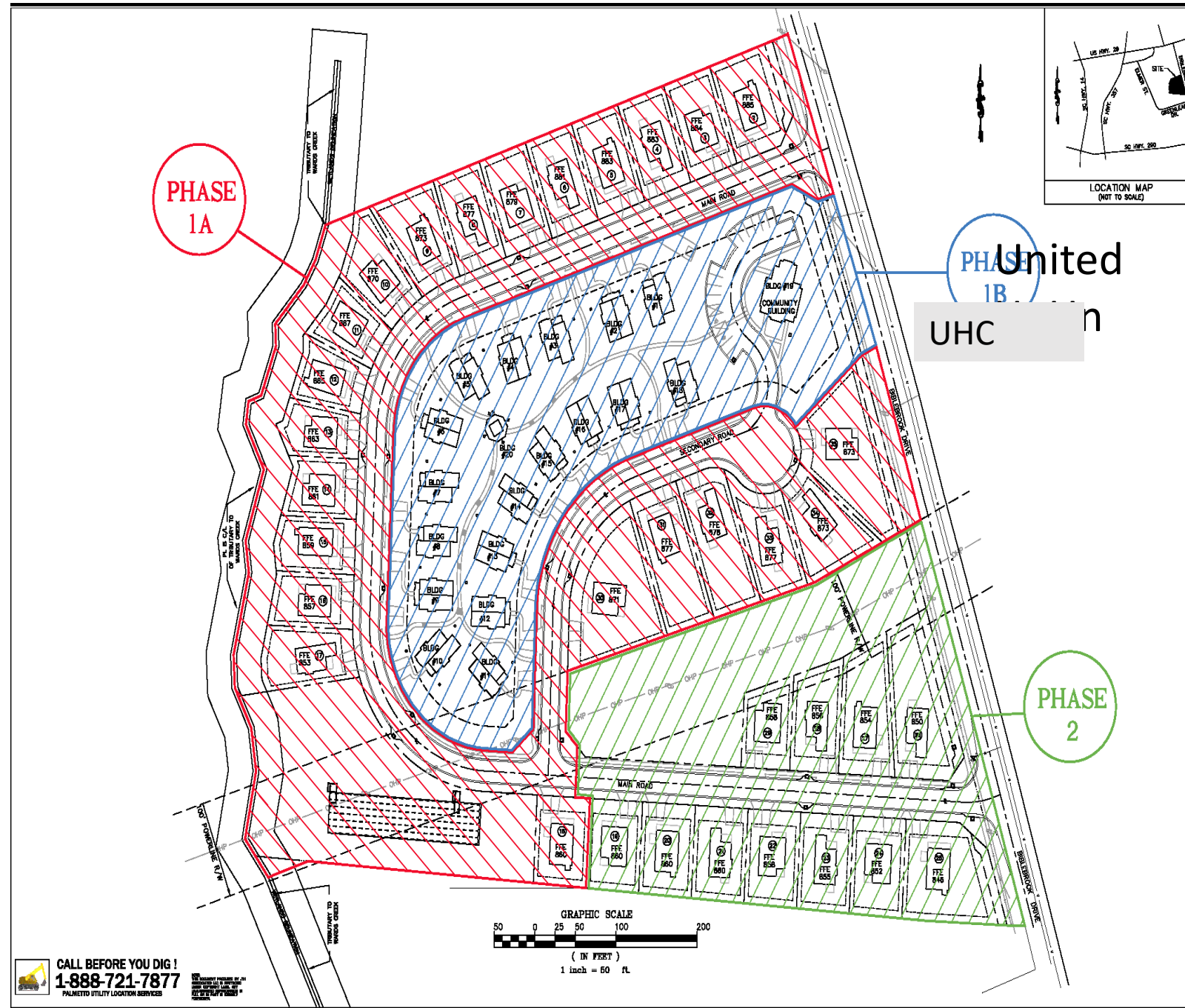
Numerous infill  
affordable housing  
units completed in  
the neighborhood

# GCRA & UHC joint project

## 36 senior housing completed (UHC)

## 36 Homeowner units – in progress -GCRA

- 4 Challenging Lots remaining to be developed.
- Tree Planting event – with Trees Upstate – planned for October 2022.






# Municipal Activity: Greer – NC for Sale


716, 752 and 756 Pleasant Brook Court – Complete & Sold







Receipts of Economic Development Loans Business Name	Address
White Wine and Butter	215 Trade Street
Empanada Shack	215 Trade Street
Flying Fox Coffee	215 Trade Street
Cartwright Food Hall	215 Trade Street






# Needmore Community – Pickle ball court



## Proposed concept design

PICKLEBALL  
COLOR SELECTOR



Court



Border



Non-Volley Zone



Color Selection Ideas

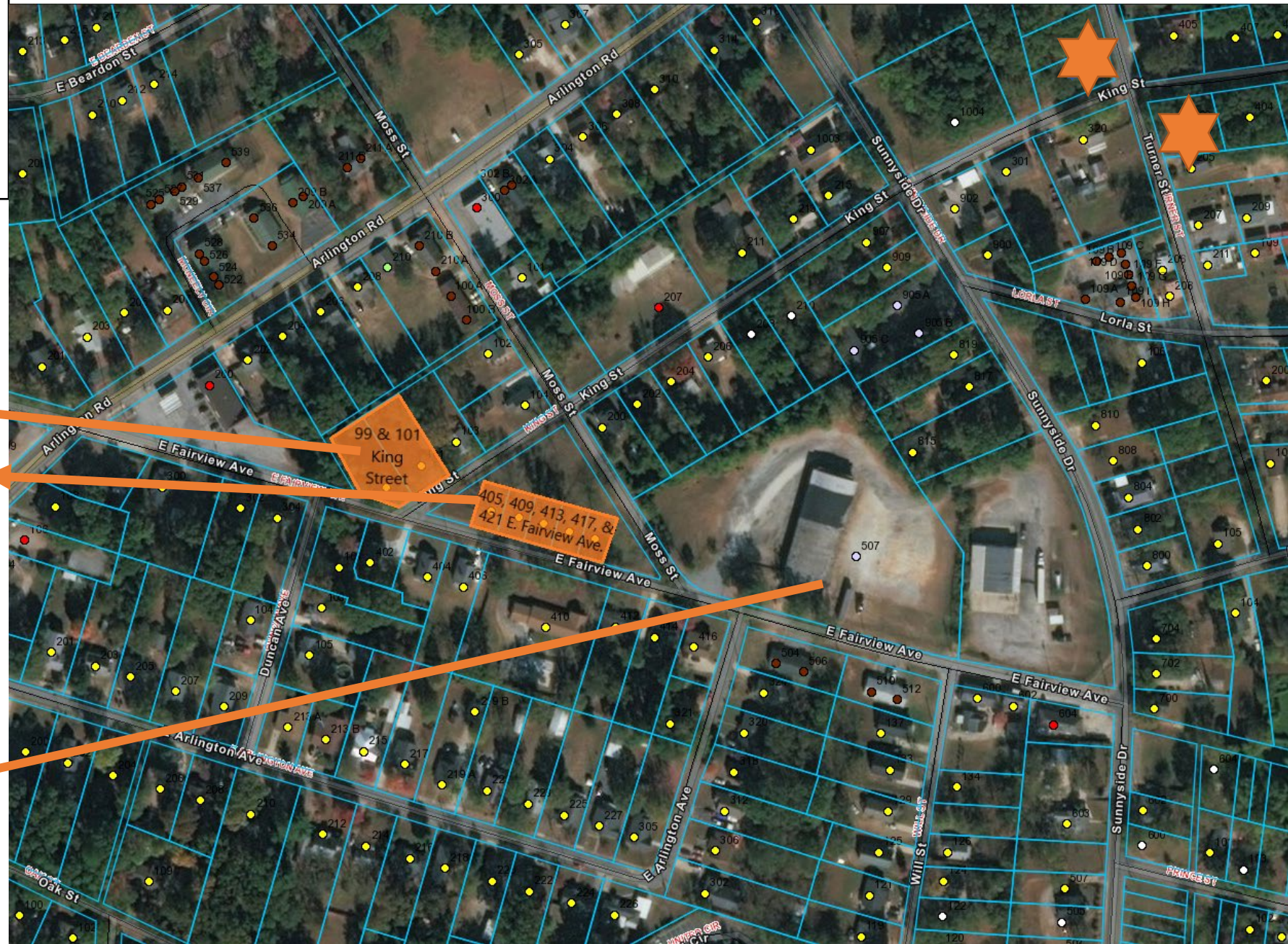


# Sunnyside Community

★ Greer Community Outreach

Habitat Infill  
Homeownership units

GCRA –Project  
homeownership  
project – attached  
housing





# Sunnyside: 132 Dan Street and 112 Church Street





## Sunnyside Community

- Fairview Townhomes – 33 units
- Target Income (Families – 50% AMI – 100% AMI)
- Proposed Timeline
- Predevelopment Approvals: Jan-October 2021
  - Infrastructure Improvement Feb 2022 - January 2023 (Bid process in progress)
- Construct 33 townhomes –
  - Phase 1: February 2023 – January 2024
  - Phase 2: February 2024 – January 2025



NOT TO CHANGE.



# Fairview Townhomes



Building A



Building B



Building C



7 Unit Townhome Concept

Concept images, final design subject to change.

Fairview Townhomes Concept– Sunnyside, City of Greer

# HUD Income Limits



## GREENVILLE COUNTY - FY 2021

Area Median Income: \$77,200

	# of Persons in Family							
	1	2	3	4	5	6	7	8
<b>Extremely Low 30% Income Limits (\$)</b>	\$16,250	18,550	21,960	26,500	31,040	35,580	40,120	44,660
<b>Very Low 50% Income Limits (\$)</b>	\$27,050	30,900	34,750	38,600	41,700	44,800	47,900	51,000
<b>Low 80% Income Limits (\$)</b>	\$43,250	49,400	55,600	61,750	66,750	71,650	76,600	81,550

# HUD Income Limits



<b>SPARTANBURG COUNTY - FY 2021 –</b> <b>Area Median Income \$68,800</b>								
	# of Persons in Family							
	1	2	3	4	5	6	7	8
<b>Extremely Low 30% Income Limits (\$)</b>	\$14,250	17,420	21,960	26,500	31,040	35,580	40,120	44,660
<b>Very Low 50% Income Limits (\$)</b>	\$23,800	27,200	30,600	33,950	36,700	39,400	42,100	44,850
<b>Low 80% Income Limits (\$)</b>	\$38,050	43,450	48,900	54,300	58,650	63,000	67,350	71,700



# “Out of Reach”-Affordability Data

Greenville County – FMR 2020 & 2021 Greenville County

Year	0 bedroom	1 Bedroom	2 Bedroom	3 Bedroom	4 bedroom
2020	\$628	\$740	\$842	\$1,127	\$1,362
2021	\$731	\$826	\$942	\$1,254	\$1,518

- In South Carolina, a SSI recipient (receiving \$783 monthly) can afford monthly rent of no more than **\$234**, while the Fair Market Rent for a one-bedroom unit is **\$826 (2021)**.
- Individual earning \$10 per hour with Annual Income of 20,800 can afford monthly rent of \$520.00. Individual earning \$16,250 can afford monthly rent of \$406.25 (hourly rate is \$7.81)
- In South Carolina, one worker earning the **Minimum Wage** (\$7.25 per hour) must work **88 hours per week, 52 weeks per year** to earn \$33,040 in order to afford **a one bedroom for \$826** of the area's Fair Market rent.



# Employment and Income in Greenville-Anderson-Mauldin MSA

Education,  
training, and  
library:  
\$24.27/hour



Protective  
service:  
\$17.23/hour

Construction  
and extraction:  
\$19.52/hour



Production:  
\$17.91/hour

# Questions?

GCRA: 864-242-9801  
for comments and questions